




**Master/Gentleman**

**CHP.IDF. Senior/Master/Gentleman**

**Document 1**

**Liste des pilotes (13 Pilotes)**

N°	Pilote	Club	Licence	Concurrent	Lic-Concurrent	Chassis
504	CROCHET Normann	Angerville	80441			Sodikart
505	TURBIER Matthieu	JBH	297067			Kosmic
506	LONGO Eric	Rouen 76	133505			
507	FRANCOIS Ludovic	Angerville	78778			Redspeed
543	MARCADE Charles	Bretigny	130993			Kosmic
604	DUMENE Philippe	Angerville	145384			Tonykart
605	DELAVIER Eric	Sens	104954			Tonykart
606	BELL-BELL André	Ask du Var	82680			Redspeed
607	BENOIT Jean-Pierre	Angerville	102077			Tonykart
608	RUNGET Willy	Angerville	122826			Tonykart
609	POUQUET Jean-Philippe	Angerville	120904			Exprit
610	DURAND Stéphane	Rosny 93	97240			Kosmic
669	CRUCHET Jerome	Bretigny	84753			Tonykart




**Senior**

**Libres 2 (I2)  
Résultats**

**Document 1**

Sous réserve du contrôle technique ou d'incidents d'ordre sportif

Clt	N°	Pilote	p-l	Secteur 1	Secteur 2	Secteur 3	Temps	Ecart	Tours
1	421	MONDOU Eva		12.292	16.770	22.325	<b>51.387</b>		7
2	507	FRANCOIS Ludovic		12.517	16.841	22.595	<b>51.953</b>	0.566	7
3	407	CUNY Axel		12.637	16.886	22.671	<b>52.194</b>	0.807	7
4	401	LEMOULT Thomas		12.520	17.222	22.968	<b>52.710</b>	1.323	7
5	608	RUNGET Willy		12.546	17.204	23.096	<b>52.846</b>	1.459	7
6	669	CRUCHET Jerome		12.549	17.265	23.148	<b>52.962</b>	1.575	7
7	408	FLEURANCE Tom		12.676	17.364	23.092	<b>53.132</b>	1.745	7
8	505	TURBIER Matthieu		12.634	17.327	23.246	<b>53.207</b>	1.820	7
9	607	BENOIT Jean-Pierre		12.737	17.363	23.387	<b>53.487</b>	2.100	7
10	604	DUMENE Philippe		12.997	17.492	23.636	<b>54.125</b>	2.738	7




# Senior

## Libres 2 (I2)

### Best Sectors Analysis

Pour information, sans valeur officielle

S1			S2			S3			Ideal Lap Times						
Clt	N°	Temps	Clt	N°	Temps	Clt	N°	Temps	Clt	N°	Pilote	p-l	Ideal Lap	Best Lap	Diff.
1	421	12.292	1	421	16.735	1	421	22.325	1	421	MONDOU Eva		51.352	51.387	0.035
2	507	12.365	2	507	16.841	2	507	22.595	2	507	FRANCOIS Ludovic		51.801	51.953	0.152
3	407	12.440	3	407	16.886	3	407	22.671	3	407	CUNY Axel		51.997	52.194	0.197
4	401	12.492	4	608	17.127	4	401	22.968	4	401	LEMOULT Thomas		52.643	52.710	0.067
5	669	12.495	5	401	17.183	5	608	23.024	5	608	RUNGET Willy		52.697	52.846	0.149
6	505	12.521	6	669	17.265	6	408	23.081	6	669	CRUCHET Jerome		52.900	52.962	0.062
7	608	12.546	7	505	17.327	7	669	23.140	7	408	FLEURANCE Tom		53.014	53.132	0.118
8	408	12.569	8	607	17.363	8	505	23.210	8	505	TURBIER Matthieu		53.058	53.207	0.149
9	607	12.719	9	408	17.364	9	607	23.387	9	607	BENOIT Jean-Pierre		53.469	53.487	0.018
10	604	12.912	10	604	17.492	10	604	23.636	10	604	DUMENE Philippe		54.040	54.125	0.085



# Senior

## Libres 2 (I2) Analyse des tours


Pour information, sans valeur officielle

Tours	Secteur 1	Secteur 2	Secteur 3	Temps au tour
<b>N°401 LEMOULT Thomas</b>				
1	16.680	20.761	31.743	1:09.184
2	14.945	18.875	26.440	1:00.260
3	12.989	17.518	23.266	53.773
4	12.579	17.215	23.117	52.911
5	12.968	17.183	22.981	53.132
6	12.492	17.280	23.588	53.360
7	12.520	17.222	22.968	52.710
<b>N°407 CUNY Axel</b>				
1	15.788	18.433	23.409	57.630
2	13.296	17.650	23.216	54.162
3	12.545	17.193	23.099	52.837
4	12.440	17.171	22.695	52.306
5	12.559	16.928	22.758	52.245
6	12.488	17.048	22.879	52.415
7	12.637	16.886	22.671	52.194
<b>N°408 FLEURANCE Tom</b>				
1	17.487	25.867	24.388	1:07.742
2	12.829	17.826	26.313	56.968
3	14.484	17.716	23.081	55.281
4	12.707	17.588	23.390	53.685
5	12.604	17.663	23.290	53.557
6	12.569	17.468	23.352	53.389
7	12.676	17.364	23.092	53.132
<b>N°421 MONDOU Eva</b>				
1	15.835	19.430	24.186	59.451
2	13.138	17.461	22.659	53.258
3	12.516	16.870	22.454	51.840
4	12.337	16.801	22.391	51.529
5	12.438	16.735	22.356	51.529
6	12.292	16.770	22.325	51.387
7	12.724	16.773	22.499	51.996
<b>N°505 TURBIER Matthieu</b>				
1	16.221	19.521	24.267	1:00.009
2	13.711	17.731	23.911	55.353
3	12.741	17.441	23.251	53.433
4	13.001	17.525	23.210	53.736
5	12.733	17.525	23.318	53.576
6	12.634	17.327	23.246	53.207
7	12.521	17.367	23.407	53.295
<b>N°507 FRANCOIS Ludovic</b>				
1	20.225	21.810	27.256	1:09.291
2	13.112	17.612	23.323	54.047
3	12.585	17.053	22.730	52.368
4	12.558	17.369	23.198	53.125
5	12.517	16.841	22.595	51.953
6	12.365	16.970	22.623	51.958
7	12.416	17.105	22.637	52.158
<b>N°604 DUMENE Philippe</b>				
1	20.063	21.319	24.836	1:06.218
2	13.156	18.200	30.720	1:02.076
3	13.555	18.121	23.888	55.564
4	12.912	17.737	23.884	54.533
5	13.072	17.955	24.000	55.027
6	12.997	17.492	23.636	54.125
7	13.067	18.237	24.164	55.468
<b>N°607 BENOIT Jean-Pierre</b>				
1	19.267	27.254	25.323	1:11.844
2	13.336	17.861	24.311	55.508

Tours	Secteur 1	Secteur 2	Secteur 3	Temps au tour
3	13.017	17.946	23.581	54.544
4	12.719	17.713	23.985	54.417
5	12.781	17.508	23.465	53.754
6	12.737	17.363	23.387	53.487
7	12.842	17.471	23.640	53.953
<b>N°608 RUNGET Willy</b>				
1	18.380	19.807	24.948	1:03.135
2	13.018	17.709	23.420	54.147
3	12.948	17.281	23.109	53.338
4	12.638	17.215	23.238	53.091
5	12.619	17.219	23.024	52.862
6	12.546	17.204	23.096	52.846
7	12.633	17.127	23.123	52.883
<b>N°669 CRUCHET Jerome</b>				
1	16.494	20.038	24.606	1:01.138
2	13.686	18.613	23.840	56.139
3	12.915	17.620	23.281	53.816
4	12.614	17.381	23.234	53.229
5	12.549	17.265	23.148	52.962
6	12.547	17.360	23.168	53.075
7	12.495	17.335	23.140	52.970



Clt	N°	Pilote	p-l	Secteur 1	Secteur 2	Secteur 3	Temps	Ecart	Tours
1	425	LEMERAY Nolan		12.229	16.644	22.194	<b>51.067</b>		9
2	421	MONDOU Eva		12.264	16.743	22.305	<b>51.312</b>	0.245	8
3	409	WEGNER PARRAUD Marcello		12.281	16.828	22.366	<b>51.475</b>	0.408	9
4	401	LEMOULT Thomas		12.300	16.742	22.527	<b>51.569</b>	0.502	9
5	420	GOSELIN Willyam		12.376	16.821	22.420	<b>51.617</b>	0.550	8
6	505	TURBIER Matthieu		12.398	16.868	22.706	<b>51.972</b>	0.905	6
7	507	FRANCOIS Ludovic		12.236	17.055	22.753	<b>52.044</b>	0.977	8
8	424	MARTIN Clement		12.353	17.022	22.696	<b>52.071</b>	1.004	8
9	423	COURTHEUSE Mathis		12.618	17.145	22.922	<b>52.685</b>	1.618	8
10	669	CRUCHET Jerome		12.464	17.271	23.127	<b>52.862</b>	1.795	5
11	608	RUNGET Willy		12.578	17.252	23.145	<b>52.975</b>	1.908	8
12	609	POUQUET Jean-Philippe		12.536	17.351	23.158	<b>53.045</b>	1.978	8
13	607	BENOIT Jean-Pierre		12.961	17.563	23.320	<b>53.844</b>	2.777	7
14	604	DUMENE Philippe		13.388	17.920	24.170	<b>55.478</b>	4.411	8




**Senior**

**Libres 3 (I3)**

**Best Sectors Analysis**

Pour information, sans valeur officielle

S1			S2			S3			Ideal Lap Times						
Clt	N°	Temps	Clt	N°	Temps	Clt	N°	Temps	Clt	N°	Pilote	p-l	Ideal Lap	Best Lap	Diff.
1	425	12.122	1	425	16.621	1	425	22.194	1	425	LEMERAY Nolan		50.937	51.067	0.130
2	421	12.216	2	421	16.666	2	421	22.305	2	421	MONDOU Eva		51.187	51.312	0.125
3	409	12.222	3	401	16.742	3	409	22.366	3	409	WEGNER PARRAUD Marcello		51.416	51.475	0.059
4	507	12.236	4	420	16.773	4	420	22.420	4	420	GOSELIN Willyam		51.502	51.617	0.115
5	401	12.300	5	409	16.828	5	401	22.527	5	401	LEMOULT Thomas		51.569	51.569	
6	420	12.309	6	505	16.867	6	424	22.696	6	505	TURBIER Matthieu		51.918	51.972	0.054
7	505	12.345	7	424	16.985	7	505	22.706	7	507	FRANCOIS Ludovic		51.987	52.044	0.057
8	424	12.351	8	507	17.019	8	507	22.732	8	424	MARTIN Clement		52.032	52.071	0.039
9	669	12.439	9	423	17.145	9	423	22.922	9	423	COURTHEUSE Mathis		52.685	52.685	
10	609	12.509	10	608	17.165	10	669	23.105	10	669	CRUCHET Jerome		52.742	52.862	0.120
11	608	12.575	11	669	17.198	11	608	23.109	11	608	RUNGET Willy		52.849	52.975	0.126
12	423	12.618	12	609	17.351	12	609	23.158	12	609	POUQUET Jean-Philippe		53.018	53.045	0.027
13	607	12.677	13	607	17.563	13	607	23.320	13	607	BENOIT Jean-Pierre		53.560	53.844	0.284
14	604	13.156	14	604	17.920	14	604	24.170	14	604	DUMENE Philippe		55.246	55.478	0.232




# Senior

## Libres 3 (I3) Analyse des tours

Pour information, sans valeur officielle

Tours	Secteur 1	Secteur 2	Secteur 3	Temps au tour	Tours	Secteur 1	Secteur 2	Secteur 3	Temps au tour	Tours	Secteur 1	Secteur 2	Secteur 3	Temps au tour
<b>N°401 LEMOULT Thomas</b>					<b>N°403 TURBIER Matthieu</b>					<b>N°669 CRUCHET Jerome</b>				
1	14.923	17.781	22.923	55.627	3	12.355	16.629	22.277	51.261	1	14.344	18.153	23.417	55.914
2	12.457	17.046	22.683	52.186	4	12.229	16.644	22.194	51.067	2	12.692	17.370	23.316	53.378
3	12.322	16.759	22.629	51.710	5	12.122	16.668	22.374	51.164	3	12.562	17.198	23.105	52.865
4	12.300	16.742	22.527	51.569	6	12.218	16.642	22.257	51.117	4	12.464	17.271	23.127	52.862
5	12.303	16.834	22.581	51.718	7	12.191	16.765	23.663	52.619	5	12.439	17.460	23.140	53.039
6	12.305	16.824	22.740	51.869	8	12.388	17.297	22.559	52.244					
7	12.322	17.083	24.193	53.598	9	12.208	16.621	22.372	51.201					
8	13.341	18.352	23.023	54.716	<b>N°505 TURBIER Matthieu</b>									
9	12.354	17.106	23.586	53.046	1	16.049	18.122	23.347	57.518					
<b>N°409 WEGNER PARRAUD Marcello</b>					<b>N°507 FRANCOIS Ludovic</b>									
1	13.782	17.363	22.530	53.675	2	12.633	17.042	22.843	52.518					
2	12.363	17.065	22.404	51.832	3	12.364	16.867	22.746	51.977					
3	12.282	16.848	22.391	51.521	4	12.398	16.868	22.706	51.972					
4	12.289	16.910	22.399	51.598	5	12.345	17.126	22.767	52.238					
5	12.222	16.983	22.551	51.756	6	12.402	17.145	23.241	52.788					
6	12.233	16.861	22.424	51.518										
7	12.271	18.236	23.761	54.268										
8	12.350	17.193	22.437	51.980										
9	12.281	16.828	22.366	51.475										
<b>N°420 GOSSELIN Willyam</b>					<b>N°604 DUMENE Philippe</b>									
1	14.364	17.829	22.747	54.940	1	16.454	20.559	26.094	1:03.107					
2	12.453	17.792	22.890	53.135	2	13.209	18.425	33.247	1:04.881					
3	12.309	16.773	22.825	51.907	3	13.388	17.920	24.170	55.478					
4	12.575	16.847	22.434	51.856	4	13.989	19.249	24.796	58.034					
5	12.571	17.032	22.994	52.597	5	14.109	18.774	24.993	57.876					
6	12.376	16.821	22.420	51.617	6	13.455	18.244	25.652	57.351					
7	12.333	16.865	22.476	51.674	7	13.490	18.399	25.809	57.698					
8	12.327	16.864	22.653	51.844	8	13.156	18.474	24.527	56.157					
<b>N°421 MONDOU Eva</b>					<b>N°607 BENOIT Jean-Pierre</b>									
1	14.260	17.739	22.728	54.727	1	15.066	18.943	24.192	58.201					
2	12.709	17.455	23.013	53.177	2	13.141	17.784	23.770	54.695					
3	12.474	17.040	22.348	51.862	3	12.821	17.622	23.405	53.848					
4	12.274	16.710	22.389	51.373	4	12.961	17.563	23.320	53.844					
5	12.264	16.743	22.305	51.312	5	12.677	17.991	23.984	54.652					
6	12.300	16.666	22.839	51.805	6	13.547	18.062	34.907	1:06.516					
7	12.268	16.886	22.486	51.640	7	13.119	18.008	24.165	55.292					
8	12.216	16.865	22.588	51.669										
<b>N°423 COURTHEUSE Mathis</b>					<b>N°608 RUNGET Willy</b>									
1	15.879	19.489	24.199	59.567	1	14.855	18.345	23.598	56.798					
2	12.948	17.516	23.130	53.594	2	12.813	17.540	23.471	53.824					
3	12.748	17.583	22.956	53.287	3	12.750	17.252	23.240	53.242					
4	12.629	17.981	22.993	53.603	4	12.690	17.299	23.114	53.103					
5	12.618	17.145	22.922	52.685	5	12.662	17.229	23.109	53.000					
6	12.637	17.239	22.991	52.867	6	12.636	17.396	23.393	53.425					
7	12.702	17.229	23.164	53.095	7	12.578	17.252	23.145	52.975					
8	12.628	17.256	23.062	52.946	8	12.575	17.165	23.285	53.025					
<b>N°424 MARTIN Clement</b>					<b>N°609 POUQUET Jean-Philippe</b>									
1	14.635	17.924	22.906	55.465	1	15.235	19.224	24.167	58.626					
2	12.423	17.340	23.077	52.840	2	12.754	18.114	23.868	54.736					
3	12.351	16.985	22.763	52.099	3	12.638	17.683	24.469	54.790					
4	12.353	17.022	22.696	52.071	4	12.626	17.724	23.614	53.964					
5	12.497	17.037	22.814	52.348	5	12.666	17.513	23.178	53.357					
6	12.400	17.067	22.802	52.269	6	12.536	17.351	23.158	53.045					
7	12.472	17.021	22.769	52.262	7	12.538	17.465	23.221	53.224					
8	12.356	17.088	23.487	52.931	8	12.509	17.402	23.163	53.074					
<b>N°425 LEMERAY Nolan</b>														
1	14.038	17.632	22.563	54.233										
2	12.452	17.149	22.442	52.043										





Senior


Libres 4 (I4)  
Résultats

Document 2

Sous réserve du contrôle technique ou d'incidents d'ordre sportif

Clt	N°	Pilote	p-l	Secteur 1	Secteur 2	Secteur 3	Temps	Ecart	Tours
1	409	WEGNER PARRAUD Marcello		13.820	19.223	22.955	<b>55.998</b>		6
2	425	LEMERAY Nolan		13.547	19.184	23.485	<b>56.216</b>	0.218	6
3	426	BOUETILLER Vincent		13.822	19.892	23.185	<b>56.899</b>	0.901	6
4	421	MONDOU Eva		13.912	19.724	23.509	<b>57.145</b>	1.147	6
5	505	TURBIER Matthieu		13.986	19.684	23.787	<b>57.457</b>	1.459	4
6	403	AUBERT Nicolas		13.983	20.048	23.504	<b>57.535</b>	1.537	6
7	424	MARTIN Clement		13.678	19.214	24.645	<b>57.537</b>	1.539	7
8	404	HERVE Alexandra		13.986	19.956	23.762	<b>57.704</b>	1.706	6
9	406	GUERARD Martin		13.831	19.548	24.543	<b>57.922</b>	1.924	6
10	422	DELALANDRE Axel		13.847	19.402	24.765	<b>58.014</b>	2.016	5
11	401	LEMOULT Thomas		14.074	20.434	23.558	<b>58.066</b>	2.068	6
12	507	FRANCOIS Ludovic		13.626	19.581	25.180	<b>58.387</b>	2.389	7
13	423	COURTHEUSE Mathis		14.624	20.008	24.066	<b>58.698</b>	2.700	6
14	420	GOSSELIN Willyam		14.654	20.450	24.098	<b>59.202</b>	3.204	5
15	608	RUNGET Willy		13.852	20.042	25.417	<b>59.311</b>	3.313	5
16	508			14.296	20.436	24.676	<b>59.408</b>	3.410	6
17	408	FLEURANCE Tom		13.921	20.980	24.852	<b>59.753</b>	3.755	5
18	609	POUQUET Jean-Philippe		14.128	20.206	25.654	<b>59.988</b>	3.990	6
19	463	BODET-COLAROF Julian		14.374	20.160	25.538	<b>1:00.072</b>	4.074	6
20	607	BENOIT Jean-Pierre		14.463	19.957	25.885	<b>1:00.305</b>	4.307	4
21	611	TARDIVOT Ludovic		14.444	20.596	25.586	<b>1:00.626</b>	4.628	5
22	407	CUNY Axel		14.576	20.578	25.641	<b>1:00.795</b>	4.797	3
23	402	GOICHON Tanguy		14.643	20.500	25.894	<b>1:01.037</b>	5.039	3
24	669	CRUCHET Jerome		14.809	21.168	26.946	<b>1:02.923</b>	6.925	5
25	405	RIVET Damien		14.740	21.661	26.869	<b>1:03.270</b>	7.272	4
26	504	CROCHET Normann		15.278	22.378	28.100	<b>1:05.756</b>	9.758	3





Senior

Libres 4 (I4)

Best Sectors Analysis

Pour information, sans valeur officielle

S1			S2			S3			Ideal Lap Times						
Clt	N°	Temps	Clt	N°	Temps	Clt	N°	Temps	Clt	N°	Pilote	p-l	Ideal Lap	Best Lap	Diff.
1	408	13.543	1	425	19.184	1	409	22.955	1	409	WEGNER PARRAUD Marcello		55.998	55.998	
2	425	13.547	2	424	19.214	2	426	23.185	2	425	LEMERAY Nolan		56.216	56.216	
3	507	13.626	3	409	19.223	3	425	23.485	3	426	BOUEILLER Vincent		56.899	56.899	
4	424	13.678	4	422	19.402	4	403	23.504	4	421	MONDOU Eva		57.145	57.145	
5	406	13.721	5	406	19.548	5	421	23.509	5	505	TURBIER Matthieu		57.412	57.457	0.045
6	409	13.820	6	507	19.581	6	401	23.558	6	403	AUBERT Nicolas		57.487	57.535	0.048
7	426	13.822	7	408	19.657	7	404	23.762	7	424	MARTIN Clement		57.537	57.537	
8	422	13.847	8	505	19.684	8	505	23.787	8	404	HERVE Alexandra		57.688	57.704	0.016
9	608	13.852	9	421	19.724	9	423	24.066	9	406	GUERARD Martin		57.812	57.922	0.110
10	421	13.912	10	426	19.892	10	420	24.098	10	422	DELALANDRE Axel		58.014	58.014	
11	403	13.935	11	404	19.956	11	406	24.543	11	408	FLEURANCE Tom		58.052	59.753	1.701
12	505	13.941	12	607	19.957	12	424	24.645	12	401	LEMOULT Thomas		58.066	58.066	
13	404	13.970	13	423	20.008	13	508	24.676	13	507	FRANCOIS Ludovic		58.341	58.387	0.046
14	609	14.043	14	608	20.042	14	422	24.765	14	423	COURTHEUSE Mathis		58.698	58.698	
15	401	14.074	15	403	20.048	15	408	24.852	15	420	GOSSELIN Willyam		59.186	59.202	0.016
16	508	14.203	16	463	20.050	16	507	25.134	16	608	RUNGET Willy		59.311	59.311	
17	463	14.266	17	609	20.206	17	608	25.417	17	508			59.315	59.408	0.093
18	611	14.299	18	611	20.406	18	463	25.538	18	463	BODET-COLAROF Julian		59.854	1:00.072	0.218
19	607	14.463	19	401	20.434	19	611	25.586	19	609	POUQUET Jean-Philippe		59.903	59.988	0.085
20	407	14.576	20	508	20.436	20	407	25.641	20	611	TARDIVOT Ludovic		1:00.291	1:00.626	0.335
21	423	14.624	21	402	20.441	21	609	25.654	21	607	BENOIT Jean-Pierre		1:00.305	1:00.305	
22	420	14.638	22	420	20.450	22	607	25.885	22	407	CUNY Axel		1:00.795	1:00.795	
23	402	14.643	23	407	20.578	23	402	25.894	23	402	GOICHON Tanguy		1:00.978	1:01.037	0.059
24	405	14.740	24	669	21.157	24	405	26.443	24	405	RIVET Damien		1:02.844	1:03.270	0.426
25	669	14.747	25	405	21.661	25	669	26.946	25	669	CRUCHET Jerome		1:02.850	1:02.923	0.073
26	504	15.278	26	504	22.002	26	504	28.100	26	504	CROCHET Normann		1:05.380	1:05.756	0.376



### Senior


### Libres 4 (I4) Analyse des tours

Pour information, sans valeur officielle


Tours	Secteur 1	Secteur 2	Secteur 3	Temps au tour
<b>N°401 LEMOULT Thomas</b>				
1	16.996	22.773	29.284	1:09.053
2	15.237	22.405	26.913	1:04.555
3	15.039	21.479	27.461	1:03.979
4	14.688	21.872	25.659	1:02.219
5	14.479	21.115	24.176	59.770
6	14.074	20.434	23.558	58.066
<b>N°402 GOICHON Tanguy</b>				
1	15.426	20.441	27.060	1:02.927
2	15.360	21.805	26.513	1:03.678
3	14.643	20.500	25.894	1:01.037
<b>N°403 AUBERT Nicolas</b>				
1	15.479	22.246	26.548	1:04.273
2	15.168	22.429	25.717	1:03.314
3	14.853	21.235	24.971	1:01.059
4	14.177	20.557	24.451	59.185
5	13.935	20.223	24.188	58.346
6	13.983	20.048	23.504	57.535
<b>N°404 HERVE Alexandra</b>				
1	17.587	23.668	28.827	1:10.082
2	17.096	23.614	27.252	1:07.962
3	15.209	22.130	25.372	1:02.711
4	16.923	21.446	25.595	1:03.964
5	13.970	24.409	24.312	1:02.691
6	13.986	19.956	23.762	57.704
<b>N°405 RIVET Damien</b>				
1	20.083	24.884	30.081	1:15.048
2	17.282	23.633	27.712	1:08.627
3	15.928	24.295	26.443	1:06.666
4	14.740	21.661	26.869	1:03.270
<b>N°406 GUERARD Martin</b>				
1	14.953	21.166	26.621	1:02.740
2	14.870	20.882	25.459	1:01.211
3	14.050	19.995	24.954	58.999
4	13.721	20.260	24.625	58.606
5	13.808	19.899	25.307	59.014
6	13.831	19.548	24.543	57.922
<b>N°407 CUNY Axel</b>				
1	15.848	20.670	26.831	1:03.349
2	14.969	21.032	26.049	1:02.050
3	14.576	20.578	25.641	1:00.795
<b>N°408 FLEURANCE Tom</b>				
1	15.253	21.857	27.257	1:04.367
2	18.294	22.000	27.220	1:07.514
3	15.128	22.337	25.390	1:02.855
4	13.921	20.980	24.852	59.753
5	13.543	19.657	1:06.142	1:39.342
<b>N°409 WEGNER PARRAUD Marcello</b>				
1	16.402	23.178	28.157	1:07.737
2	15.160	22.053	26.145	1:03.358
3	14.692	31.825	24.796	1:11.313
4	13.969	20.644	24.597	59.210
5	14.297	21.888	24.532	1:00.717
6	13.820	19.223	22.955	55.998
<b>N°420 GOSSELIN Willyam</b>				
1	17.019	23.959	29.138	1:10.116
2	15.531	22.409	26.882	1:04.822
3	15.226	21.715	25.818	1:02.759
4	14.638	22.069	24.454	1:01.161

Tours	Secteur 1	Secteur 2	Secteur 3	Temps au tour
5	14.654	20.450	24.098	59.202
<b>N°421 MONDOU Eva</b>				
1	17.197	23.975	29.667	1:10.839
2	15.765	22.268	27.227	1:05.260
3	15.213	33.028	26.345	1:14.586
4	14.822	21.337	24.852	1:01.011
5	14.379	20.576	24.045	59.000
6	13.912	19.724	23.509	57.145
<b>N°422 DELALANDRE Axel</b>				
1	14.852	20.000	25.588	1:00.440
2	14.784	20.740	25.329	1:00.853
3	14.202	19.444	25.227	58.873
4	13.901	19.565	24.812	58.278
5	13.847	19.402	24.765	58.014
<b>N°423 COURTHEUSE Mathis</b>				
1	16.934	23.473	29.118	1:09.525
2	16.390	23.697	27.141	1:07.228
3	15.810	22.533	25.936	1:04.279
4	14.956	21.175	25.526	1:01.657
5	14.810	23.845	24.805	1:03.460
6	14.624	20.008	24.066	58.698
<b>N°424 MARTIN Clement</b>				
1	14.255	20.032	25.921	1:00.208
2	14.166	19.944	25.726	59.836
3	14.057	19.931	25.461	59.449
4	13.877	19.735	25.136	58.748
5	14.404	19.602	24.886	58.892
6	13.692	19.323	24.883	57.898
7	13.678	19.214	24.645	57.537
<b>N°425 LEMERAY Nolan</b>				
1	15.241	22.038	27.005	1:04.284
2	15.411	21.701	25.514	1:02.626
3	14.752	21.000	24.803	1:00.555
4	13.957	20.264	23.709	57.930
5	13.612	19.749	24.240	57.601
6	13.547	19.184	23.485	56.216
<b>N°426 BOUTELLER Vincent</b>				
1	16.747	23.672	28.602	1:09.021
2	14.931	22.545	26.043	1:03.519
3	14.692	21.792	26.550	1:03.034
4	14.625	21.613	25.887	1:02.125
5	14.020	20.281	23.774	58.075
6	13.822	19.892	23.185	56.899
<b>N°463 BODET-COLAROF Julian</b>				
1	14.515	20.079	26.938	1:01.532
2	14.759	20.295	26.420	1:01.474
3	14.394	20.162	26.363	1:00.919
4	14.489	20.092	26.398	1:00.979
5	14.374	20.160	25.538	1:00.072
6	14.266	20.050	25.782	1:00.098
<b>N°504 CROCHET Normann</b>				
1	15.489	22.002	28.469	1:05.960
2	15.278	22.378	28.100	1:05.756
3	15.442	22.279	28.713	1:06.434
<b>N°505 TURBIER Matthieu</b>				
1	17.927	23.006	26.527	1:07.460
2	14.864	21.087	24.659	1:00.610
3	13.941	20.645	24.027	58.613
4	13.986	19.684	23.787	57.457

Tours	Secteur 1	Secteur 2	Secteur 3	Temps au tour
<b>N°507 FRANCOIS Ludovic</b>				
1	14.570	20.234	26.063	1:00.867
2	14.199	20.059	25.953	1:00.211
3	14.203	20.089	25.482	59.774
4	13.994	20.011	25.732	59.737
5	13.970	20.083	25.218	59.271
6	13.824	19.662	25.134	58.620
7	13.626	19.581	25.180	58.387
<b>N°508</b>				
1	17.450	24.104	30.360	1:11.914
2	18.025	23.364	28.376	1:09.765
3	15.678	22.895	26.131	1:04.704
4	14.683	21.704	25.293	1:01.680
5	14.203	21.007	24.936	1:00.146
6	14.296	20.436	24.676	59.408
<b>N°607 BENOIT Jean-Pierre</b>				
1	14.610	20.644	26.754	1:02.008
2	14.562	20.589	26.337	1:01.488
3	14.485	20.272	26.131	1:00.888
4	14.463	19.957	25.885	1:00.305
<b>N°608 RUNGET Willy</b>				
1	14.507	21.087	26.649	1:02.243
2	14.562	20.720	26.474	1:01.756
3	14.176	20.420	25.835	1:00.431
4	14.260	20.305	25.717	1:00.282
5	13.852	20.042	25.417	59.311
<b>N°609 POUQUET Jean-Philippe</b>				
1	14.743	21.168	27.329	1:03.240
2	14.254	21.251	26.632	1:02.137
3	14.043	20.685	25.886	1:00.614
4	14.048	20.437	25.892	1:00.377
5	14.128	20.206	25.654	59.988
6	14.154	20.298	25.919	1:00.371
<b>N°611 TARDIVOT Ludovic</b>				
1	14.743	21.339	27.373	1:03.455
2	15.120	22.000	26.578	1:03.698
3	14.416	21.356	26.181	1:01.953
4	14.299	20.406	25.952	1:00.657
5	14.444	20.596	25.586	1:00.626
<b>N°669 CRUCHET Jerome</b>				
1	16.070	21.396	27.615	1:05.081
2	15.092	21.822	27.465	1:04.379
3	14.903	21.157	27.184	1:03.244
4	14.809	21.168	26.946	1:02.923
5	14.747	21.225	27.683	1:03.655



Clt	N°	Pilote	p-l	Secteur 1	Secteur 2	Secteur 3	Temps	Ecart	Tours
1	421	MONDOU Eva		12.234	16.662	22.378	51.274		9
2	425	LEMERAY Nolan		12.233	16.685	22.367	51.285	0.011	9
3	426	BOUTEILLER Vincent		12.214	16.706	22.481	51.401	0.127	9
4	463	BODET-COLAROF Julian		12.385	16.697	22.391	51.473	0.199	8
5	420	GOSSELIN Willyam		12.284	16.766	22.511	51.561	0.287	9
6	409	WEGNER PARRAUD Marcello		12.321	16.825	22.485	51.631	0.357	8
7	410	VIGNJEVIC Pierre		12.341	16.799	22.495	51.635	0.361	8
8	424	MARTIN Clement		12.324	16.952	22.607	51.883	0.609	8
9	401	LEMOULT Thomas		12.259	16.962	22.734	51.955	0.681	9
10	507	FRANCOIS Ludovic		12.350	17.073	22.729	52.152	0.878	7
11	403	AUBERT Nicolas		12.558	16.936	22.659	52.153	0.879	8
12	422	DELALANDRE Axel		12.480	17.131	22.600	52.211	0.937	3
13	407	CUNY Axel		12.534	16.995	22.747	52.276	1.002	8
14	408	FLEURANCE Tom		12.613	17.019	22.840	52.472	1.198	8
15	505	TURBIER Matthieu		12.579	17.095	22.846	52.520	1.246	7
16	609	POUQUET Jean-Philippe		12.522	17.133	22.967	52.622	1.348	8
17	404	HERVE Alexandra		12.285	17.321	23.067	52.673	1.399	7
18	669	CRUCHET Jerome		12.459	17.247	23.035	52.741	1.467	6
19	608	RUNGET Willy		12.536	17.149	23.061	52.746	1.472	6
20	402	GOICHON Tanguy		12.696	17.187	22.899	52.782	1.508	8
21	508			12.642	17.310	23.123	53.075	1.801	8
22	423	COURTHEUSE Mathis		12.717	17.485	23.046	53.248	1.974	4
23	607	BENOIT Jean-Pierre		12.826	17.242	23.248	53.316	2.042	8
24	405	RIVET Damien		12.984	17.288	23.183	53.455	2.181	7
25	611	TARDIVOT Ludovic		12.598	17.686	23.324	53.608	2.334	8
26	604	DUMENE Philippe		12.911	17.717	23.760	54.388	3.114	8
27	606	BELL-BELL André		13.384	19.041	24.805	57.230	5.956	7



Chp.IDF Senior


Senior

Libres 5 (I5)

Pour information, sans valeur officielle

Best Sectors Analysis

S1			S2			S3			Ideal Lap Times					
Clt	N°	Temps	Clt	N°	Temps	Clt	N°	Temps	p-l	Ideal Lap	Best Lap	Diff.		
1	401	12.193	1	425	16.633	1	425	22.319	1	425	LEMERAY Nolan	51.159	51.285	0.126
2	409	12.202	2	421	16.662	2	409	22.345	2	421	MONDOU Eva	51.244	51.274	0.030
3	421	12.204	3	463	16.678	3	421	22.378	3	426	BOUPELLER Vincent	51.363	51.401	0.038
4	425	12.207	4	426	16.706	4	463	22.391	4	463	BODET-COLAROF Julian	51.368	51.473	0.105
5	426	12.214	5	420	16.765	5	426	22.443	5	409	WEGNER PARRAUD Marcello	51.372	51.631	0.259
6	410	12.258	6	410	16.799	6	420	22.477	6	420	GOSSELIN Willyam	51.526	51.561	0.035
7	420	12.284	7	409	16.825	7	410	22.495	7	410	VIGNJEVIC Pierre	51.552	51.635	0.083
8	404	12.285	8	403	16.843	8	422	22.600	8	401	LEMOULT Thomas	51.793	51.955	0.162
9	463	12.299	9	424	16.897	9	424	22.607	9	424	MARTIN Clement	51.828	51.883	0.055
10	507	12.320	10	401	16.962	10	401	22.638	10	403	AUBERT Nicolas	51.891	52.153	0.262
11	424	12.324	11	407	16.995	11	403	22.659	11	422	DELALANDRE Axel	52.045	52.211	0.166
12	422	12.339	12	408	17.019	12	408	22.687	12	507	FRANCOIS Ludovic	52.122	52.152	0.030
13	403	12.389	13	505	17.058	13	507	22.729	13	407	CUNY Axel	52.192	52.276	0.084
14	609	12.405	14	507	17.073	14	407	22.747	14	408	FLEURANCE Tom	52.194	52.472	0.278
15	505	12.427	15	402	17.084	15	505	22.846	15	505	TURBIER Matthieu	52.331	52.520	0.189
16	407	12.450	16	609	17.090	16	402	22.868	16	402	GOICHON Tanguy	52.433	52.782	0.349
17	669	12.459	17	422	17.106	17	404	22.871	17	609	POUQUET Jean-Philippe	52.453	52.622	0.169
18	402	12.481	18	607	17.128	18	609	22.958	18	404	HERVE Alexandra	52.477	52.673	0.196
19	408	12.488	19	608	17.139	19	669	22.978	19	669	CRUCHET Jerome	52.657	52.741	0.084
20	608	12.536	20	669	17.220	20	423	23.046	20	608	RUNGET Willy	52.736	52.746	0.010
21	611	12.598	21	405	17.288	21	608	23.061	21	607	BENOIT Jean-Pierre	53.034	53.316	0.282
22	423	12.600	22	508	17.310	22	508	23.123	22	508		53.070	53.075	0.005
23	508	12.637	23	404	17.321	23	405	23.183	23	423	COURTHEUSE Mathis	53.131	53.248	0.117
24	607	12.658	24	423	17.485	24	607	23.248	24	405	RIVET Damien	53.138	53.455	0.317
25	405	12.667	25	611	17.519	25	611	23.324	25	611	TARDIVOT Ludovic	53.441	53.608	0.167
26	604	12.889	26	604	17.578	26	604	23.757	26	604	DUMENE Philippe	54.224	54.388	0.164
27	606	13.384	27	606	19.041	27	606	24.805	27	606	BELL-BELL André	57.230	57.230	



Chp.IDF Senior

Senior


Libres 5 (I5)

Analyse des tours

Pour information, sans valeur officielle

Tours	Secteur 1	Secteur 2	Secteur 3	Temps au tour	Tours	Secteur 1	Secteur 2	Secteur 3	Temps au tour	Tours	Secteur 1	Secteur 2	Secteur 3	Temps au tour
<b>N°401 LEMOULT Thomas</b>					<b>N°409 WEGNER PARRAUD Marcello</b>					<b>N°425 LEMERAY Nolan</b>				
1	12.405	17.007	22.638	52.050	4	12.488	17.099	22.989	52.576	5	12.324	16.952	22.607	51.883
2	12.314	17.322	22.668	52.304	5	12.522	17.062	37.853	1:07.437	6	12.494	17.160	23.015	52.669
3	12.193	17.156	22.656	52.005	6	12.722	17.378	22.687	52.787	7	12.895	16.897	22.922	52.714
4	12.259	16.962	22.734	51.955	7	12.613	17.019	22.840	52.472	8	12.375	17.166	23.819	53.360
5	12.306	17.009	22.708	52.023	8	12.555	17.032	22.990	52.577	<b>N°426 BOUTEILLER Vincent</b>				
6	12.413	17.077	22.758	52.248	<b>N°410 VIGNJEVIC Pierre</b>					1	12.727	17.006	22.601	52.334
7	12.429	17.559	22.913	52.901	1	12.321	17.337	22.942	52.600	2	12.384	16.859	22.537	51.780
8	12.420	17.039	22.739	52.198	2	12.489	17.046	22.417	51.952	3	12.307	16.754	22.445	51.506
9	12.395	17.361	22.733	52.489	3	12.353	17.058	22.463	51.874	4	12.339	16.723	22.443	51.505
<b>N°402 GOICHON Tanguy</b>					<b>N°420 GOSSELIN Willyam</b>					<b>N°463 BODET-COLAROF Julian</b>				
1	12.797	17.487	22.942	53.226	1	12.544	17.008	22.725	52.277	1	14.047	17.703	22.805	54.555
2	12.801	17.394	23.406	53.601	2	12.501	16.884	22.533	51.918	2	12.433	17.108	22.556	52.097
3	12.696	17.187	22.899	52.782	3	12.396	17.033	22.484	51.913	3	12.385	16.697	22.391	51.473
4	12.818	17.313	22.942	53.073	4	12.326	16.777	22.505	51.608	4	12.319	16.678	22.920	51.917
5	13.066	17.115	22.927	53.108	5	12.284	16.766	22.511	51.561	5	12.515	17.082	22.427	52.024
6	12.481	17.465	22.957	52.903	6	12.339	16.841	22.498	51.678	6	12.334	16.705	22.504	51.543
7	12.498	17.680	22.868	53.046	7	12.377	17.455	22.838	52.670	7	12.299	16.931	22.483	51.713
8	12.564	17.084	23.650	53.298	8	12.394	16.797	22.477	51.668	8	12.337	16.878	22.525	51.740
<b>N°403 AUBERT Nicolas</b>					<b>N°421 MONDOU Eva</b>					<b>N°505 TURBIER Matthieu</b>				
1	12.825	17.612	23.132	53.569	1	12.519	16.935	22.610	52.064	1	12.900	17.729	23.104	53.733
2	12.470	17.329	22.889	52.688	2	12.370	17.019	22.473	51.862	2	12.575	17.434	23.046	53.055
3	12.531	17.102	22.814	52.447	3	12.234	16.662	22.378	51.274	3	12.784	17.313	23.010	53.107
4	12.423	16.938	22.830	52.191	4	12.219	16.712	22.396	51.327	4	12.497	17.545	23.003	53.045
5	12.643	16.878	22.705	52.226	5	12.204	16.828	22.420	51.452	5	12.579	17.095	22.846	52.520
6	12.495	16.843	22.855	52.193	6	12.306	16.731	22.972	52.009	6	12.580	17.058	23.016	52.654
7	12.558	16.936	22.659	52.153	7	12.321	16.825	22.423	51.569	7	12.427	17.333	22.922	52.682
8	12.389	17.600	22.915	52.904	8	12.395	16.838	22.400	51.633	<b>N°507 FRANCOIS Ludovic</b>				
<b>N°404 HERVE Alexandra</b>					<b>N°422 DELALANDRE Axel</b>					<b>N°508</b>				
1	12.766	17.721	23.090	53.577	1	13.883	18.452	23.017	55.352	1	12.846	17.557	23.654	54.057
2	12.403	17.806	22.965	53.174	2	12.480	17.131	22.600	52.211	2	12.642	17.310	23.123	53.075
3	12.422	17.420	22.871	52.713	3	12.339	17.106	22.960	52.405	3	12.882	17.431	23.971	54.284
4	12.339	17.795	23.177	53.311	<b>N°423 COURTHEUSE Mathis</b>					4	12.637	17.318	23.602	53.557
5	12.360	17.482	23.054	52.896	1	12.769	17.626	23.351	53.746	5	12.749	17.580	24.289	54.618
6	12.285	17.321	23.067	52.673	2	12.780	17.557	23.972	54.309	6	12.852	17.671	23.603	54.126
7	12.355	17.788	23.008	53.151	3	12.600	17.827	23.101	53.528	7	13.040	17.349	23.399	53.788
<b>N°405 RIVET Damien</b>					<b>N°424 MARTIN Clement</b>									
1	16.374	20.886	25.030	1:02.290	1	12.576	17.207	22.714	52.497					
2	13.823	19.334	24.133	57.290	2	12.328	16.982	22.750	52.060					
3	13.269	17.391	23.342	54.002	3	12.516	17.041	23.345	52.902					
4	12.984	17.288	23.183	53.455	4	12.365	17.031	22.974	52.370					
5	13.000	17.400	23.482	53.882										
6	12.882	17.342	23.275	53.499										
7	12.667	17.455	24.095	54.217										
<b>N°407 CUNY Axel</b>														
1	12.672	17.106	22.788	52.566										
2	12.534	16.995	22.747	52.276										
3	12.508	17.321	23.246	53.075										
4	12.571	17.210	22.898	52.679										
5	12.486	17.073	22.861	52.420										
6	12.629	17.188	22.865	52.682										
7	12.610	17.191	22.926	52.727										
8	12.450	17.049	23.175	52.674										
<b>N°408 FLEURANCE Tom</b>														
1	13.021	17.339	22.968	53.328										
2	12.506	17.046	23.314	52.866										
3	12.531	17.553	22.853	52.937										





**Senior**

**Chp.IDF Senior**

**Libres 5 (I5)**

**Analyse des tours**

Pour information, sans valeur officielle

Tours	Secteur 1	Secteur 2	Secteur 3	Temps au tour
8	12.760	17.700	23.345	53.805

Tours	Secteur 1	Secteur 2	Secteur 3	Temps au tour
5	<b>12.459</b>	<b>17.247</b>	23.035	<b>52.741</b>
6	12.517	<b>17.220</b>	23.081	52.818

**N°604 DUMENE Philippe**

1	<b>13.618</b>	<b>17.734</b>	<b>23.757</b>	<b>55.109</b>
2	<b>12.893</b>	<b>17.578</b>	23.929	<b>54.400</b>
3	12.911	17.717	23.760	<b>54.388</b>
4	<b>12.889</b>	17.796	24.211	54.896
5	13.383	17.863	23.814	55.060
6	13.149	17.710	24.116	54.975
7	12.961	18.420	24.169	55.550
8	13.335	17.613	24.470	55.418

**N°606 BELL-BELL André**

1	<b>13.856</b>	<b>19.990</b>	<b>25.290</b>	<b>59.136</b>
2	<b>13.781</b>	<b>19.193</b>	<b>25.252</b>	<b>58.226</b>
3	<b>13.691</b>	19.216	25.458	58.365
4	<b>13.598</b>	19.464	<b>24.891</b>	<b>57.953</b>
5	13.674	19.533	25.353	58.560
6	<b>13.384</b>	<b>19.041</b>	<b>24.805</b>	<b>57.230</b>
7	13.645	19.069	25.797	58.511

**N°607 BENOIT Jean-Pierre**

1	<b>12.819</b>	<b>17.551</b>	<b>23.437</b>	<b>53.807</b>
2	12.826	<b>17.242</b>	<b>23.248</b>	<b>53.316</b>
3	<b>12.658</b>	<b>17.165</b>	24.059	53.882
4	12.926	17.393	23.517	53.836
5	12.778	<b>17.128</b>	23.718	53.624
6	12.797	17.893	23.619	54.309
7	12.664	17.628	23.548	53.840
8	12.737	17.444	23.516	53.697

**N°608 RUNGET Willy**

1	<b>15.325</b>	<b>18.577</b>	<b>23.613</b>	<b>57.515</b>
2	<b>12.853</b>	<b>18.198</b>	<b>23.471</b>	<b>54.522</b>
3	<b>12.664</b>	<b>17.272</b>	<b>23.273</b>	<b>53.209</b>
4	<b>12.631</b>	<b>17.139</b>	<b>23.218</b>	<b>52.988</b>
5	<b>12.536</b>	17.149	<b>23.061</b>	<b>52.746</b>
6	12.929	17.296	23.237	53.462

**N°609 POUQUET Jean-Philippe**

1	<b>13.057</b>	<b>17.401</b>	<b>23.437</b>	<b>53.895</b>
2	<b>12.579</b>	<b>17.318</b>	<b>23.260</b>	<b>53.157</b>
3	12.756	17.843	24.064	54.663
4	<b>12.563</b>	<b>17.090</b>	23.260	<b>52.913</b>
5	12.572	17.328	<b>23.123</b>	53.023
6	<b>12.538</b>	17.211	<b>22.958</b>	<b>52.707</b>
7	<b>12.522</b>	17.133	22.967	<b>52.622</b>
8	<b>12.405</b>	17.244	23.107	52.756

**N°611 TARDIVOT Ludovic**

1	<b>13.869</b>	<b>18.471</b>	<b>24.041</b>	<b>56.381</b>
2	<b>12.679</b>	<b>17.585</b>	<b>23.465</b>	<b>53.729</b>
3	12.822	<b>17.563</b>	<b>23.361</b>	53.746
4	12.743	17.688	23.392	53.823
5	<b>12.598</b>	17.686	<b>23.324</b>	<b>53.608</b>
6	12.744	<b>17.519</b>	23.482	53.745
7	12.942	17.777	23.346	54.065
8	12.744	17.575	23.470	53.789

**N°669 CRUCHET Jerome**

1	<b>12.686</b>	<b>17.478</b>	<b>23.567</b>	<b>53.731</b>
2	<b>12.479</b>	<b>17.472</b>	<b>23.285</b>	<b>53.236</b>
3	12.549	17.640	<b>23.142</b>	53.331
4	12.587	<b>17.269</b>	<b>22.978</b>	<b>52.834</b>



# Master/Gentleman

CHP.IDF. Master/Gentleman

Document 9.1 OFFICIEL

Chrono (ch)

Sous réserve du contrôle technique ou d'incidents d'ordre sportif

Résultats

Clt	N°	Pilote	p-l	Secteur 1	Secteur 2	Secteur 3	Temps	Ecart	Tours
1	608	RUNGET Willy		14.473	20.579	27.181	<b>1:02.233</b>		8
2	607	BENOIT Jean-Pierre		14.596	21.083	27.304	<b>1:02.983</b>	0.750	8
3	609	POUQUET Jean-Philippe		14.645	21.000	27.360	<b>1:03.005</b>	0.772	8
4	611	TARDIVOT Ludovic		14.666	21.300	27.111	<b>1:03.077</b>	0.844	8
5	669	CRUCHET Jerome		14.863	21.138	27.624	<b>1:03.625</b>	1.392	8
6	604	DUMENE Philippe		15.022	21.259	27.622	<b>1:03.903</b>	1.670	8
7	507	FRANCOIS Ludovic		14.887	21.278	27.792	<b>1:03.957</b>	1.724	7
8	508			14.864	21.573	27.698	<b>1:04.135</b>	1.902	8
9	505	TURBIER Matthieu		14.853	21.563	27.792	<b>1:04.208</b>	1.975	8
10	504	CROCHET Normann		15.281	22.080	28.313	<b>1:05.674</b>	3.441	7
11	606	BELL-BELL André		15.407	22.696	28.949	<b>1:07.052</b>	4.819	7
12	610	DURAND Stéphane		19.087	25.119	33.167	<b>1:17.373</b>	15.140	2





CHP.IDF. Master/Gentleman


Chrono (ch)

Pour information, sans valeur officielle

Best Sectors Analysis

Master/Gentleman

S1			S2			S3			Ideal Lap Times					
Clt	N°	Temps	Clt	N°	Temps	Clt	N°	Temps	p-l	Ideal Lap	Best Lap	Diff.		
1	608	14.473	1	608	20.540	1	611	27.111	1	608	<b>RUNGET Willy</b>	1:02.171	1:02.233	0.062
2	609	14.567	2	609	20.881	2	608	27.158	2	609	<b>POUQUET Jean-Philippe</b>	1:02.717	1:03.005	0.288
3	607	14.596	3	607	20.977	3	609	27.269	3	607	<b>BENOIT Jean-Pierre</b>	1:02.877	1:02.983	0.106
4	611	14.658	4	669	21.138	4	607	27.304	4	611	<b>TARDIVOT Ludovic</b>	1:02.923	1:03.077	0.154
5	604	14.703	5	611	21.154	5	604	27.540	5	604	<b>DUMENE Philippe</b>	1:03.424	1:03.903	0.479
6	669	14.798	6	604	21.181	6	669	27.606	6	669	<b>CRUCHET Jerome</b>	1:03.542	1:03.625	0.083
7	507	14.828	7	507	21.278	7	508	27.698	7	507	<b>FRANCOIS Ludovic</b>	1:03.823	1:03.957	0.134
8	505	14.853	8	505	21.395	8	507	27.717	8	505	<b>TURBIER Matthieu</b>	1:04.040	1:04.208	0.168
9	508	14.861	9	508	21.529	9	505	27.792	9	508		1:04.088	1:04.135	0.047
10	504	15.090	10	504	22.027	10	504	28.313	10	504	<b>CROCHET Normann</b>	1:05.430	1:05.674	0.244
11	606	15.407	11	606	22.696	11	606	28.949	11	606	<b>BELL-BELL André</b>	1:07.052	1:07.052	
12	610	19.087	12	610	25.119	12	610	33.167	12	610	<b>DURAND Stéphane</b>	1:17.373	1:17.373	



CHP.IDF. Master/Gentleman

Pour information, sans valeur officielle

Master/Gentleman

Chrono (ch)

Analyse des tours

Tours	Secteur 1	Secteur 2	Secteur 3	Temps au tour
<b>N°504 CROCHET Normann</b>				
1	18.998	24.694	30.043	1:13.735
2	15.507	22.521	29.239	1:07.267
3	28.418	22.027	28.862	1:19.307
4	15.559	22.200	28.503	1:06.262
5	15.585	22.119	28.421	1:06.125
6	15.281	22.080	28.313	1:05.674
7	15.090	22.275	28.648	1:06.013

Tours	Secteur 1	Secteur 2	Secteur 3	Temps au tour
<b>N°505 TURBIER Matthieu</b>				
1	16.097	21.395	28.109	1:05.601
2	15.241	21.664	28.100	1:05.005
3	15.069	21.659	28.239	1:04.967
4	15.152	21.999	28.001	1:05.152
5	14.993	21.620	28.552	1:05.165
6	15.411	21.812	27.917	1:05.140
7	14.888	21.526	28.048	1:04.462
8	14.853	21.563	27.792	1:04.208

Tours	Secteur 1	Secteur 2	Secteur 3	Temps au tour
<b>N°507 FRANCOIS Ludovic</b>				
1	14.828	21.607	27.756	1:04.191
2	15.238	21.343	27.888	1:04.469
3	15.182	21.748	28.155	1:05.085
4	14.957	21.369	27.717	1:04.043
5	14.887	21.278	27.792	1:03.957
6	14.882	21.342	27.850	1:04.074
7	15.041	22.151	27.831	1:05.023

Tours	Secteur 1	Secteur 2	Secteur 3	Temps au tour
<b>N°508</b>				
1	18.970	23.702	30.805	1:13.477
2	15.743	21.728	28.285	1:05.756
3	15.291	21.631	27.912	1:04.834
4	15.247	21.561	27.776	1:04.584
5	14.864	21.573	27.698	1:04.135
6	15.227	21.668	28.142	1:05.037
7	14.861	21.616	27.698	1:04.175
8	14.996	21.529	27.778	1:04.303

Tours	Secteur 1	Secteur 2	Secteur 3	Temps au tour
<b>N°604 DUMENE Philippe</b>				
1	17.489	22.233	28.574	1:08.296
2	15.448	21.624	27.973	1:05.045
3	15.069	21.369	27.807	1:04.245
4	14.994	21.261	28.206	1:04.461
5	14.975	21.336	28.141	1:04.452
6	14.703	21.181	28.034	1:03.918
7	15.376	21.391	27.540	1:04.307
8	15.022	21.259	27.622	1:03.903

Tours	Secteur 1	Secteur 2	Secteur 3	Temps au tour
<b>N°606 BELL-BELL André</b>				
1	18.521	24.529	31.658	1:14.708
2	17.087	23.237	30.864	1:11.188
3	18.059	23.401	30.234	1:11.694
4	16.196	22.970	29.369	1:08.535
5	15.608	22.824	29.589	1:08.021
6	15.407	22.696	28.949	1:07.052
7	15.585	23.229	29.955	1:08.769

Tours	Secteur 1	Secteur 2	Secteur 3	Temps au tour
<b>N°607 BENOIT Jean-Pierre</b>				
1	16.594	21.935	27.689	1:06.218
2	15.269	21.636	27.722	1:04.627
3	14.723	21.259	27.707	1:03.689
4	15.133	21.287	27.886	1:04.306
5	15.107	21.465	28.132	1:04.704

Tours	Secteur 1	Secteur 2	Secteur 3	Temps au tour
6	14.868	20.977	27.419	1:03.264
7	15.086	20.982	27.572	1:03.640
8	14.596	21.083	27.304	1:02.983


Tours	Secteur 1	Secteur 2	Secteur 3	Temps au tour
<b>N°608 RUNGET Willy</b>				
1	16.053	20.936	27.619	1:04.608
2	14.814	20.610	27.411	1:02.835
3	14.828	20.738	27.602	1:03.168
4	14.661	20.654	27.529	1:02.844
5	14.556	20.764	27.572	1:02.892
6	14.559	20.540	27.158	1:02.257
7	14.473	20.579	27.181	1:02.233
8	14.702	20.545	27.229	1:02.476

Tours	Secteur 1	Secteur 2	Secteur 3	Temps au tour
<b>N°609 POUQUET Jean-Philippe</b>				
1	17.983	23.181	28.531	1:09.695
2	14.795	20.881	27.360	1:03.036
3	14.597	21.241	27.633	1:03.471
4	14.590	21.143	27.443	1:03.176
5	14.792	21.252	28.118	1:04.162
6	14.789	21.115	27.922	1:03.826
7	14.567	21.325	27.269	1:03.161
8	14.645	21.000	27.360	1:03.005

Tours	Secteur 1	Secteur 2	Secteur 3	Temps au tour
<b>N°610 DURAND Stéphane</b>				
1	20.444	26.153	35.229	1:21.826
2	19.087	25.119	33.167	1:17.373

Tours	Secteur 1	Secteur 2	Secteur 3	Temps au tour
<b>N°611 TARDIVOT Ludovic</b>				
1	17.049	21.965	27.700	1:06.714
2	15.306	21.325	27.381	1:04.012
3	14.721	21.185	27.725	1:03.631
4	15.003	21.376	27.218	1:03.597
5	14.658	21.347	27.150	1:03.155
6	14.923	21.154	27.175	1:03.252
7	14.666	21.300	27.111	1:03.077
8	14.877	21.515	27.142	1:03.534

Tours	Secteur 1	Secteur 2	Secteur 3	Temps au tour
<b>N°669 CRUCHET Jerome</b>				
1	16.774	21.759	28.539	1:07.072
2	15.201	21.887	28.302	1:05.390
3	14.917	21.502	27.864	1:04.283
4	14.899	21.157	28.092	1:04.148
5	14.924	21.210	28.079	1:04.213
6	14.988	21.148	27.606	1:03.742
7	14.863	21.138	27.624	1:03.625
8	14.798	25.159	27.744	1:07.701



CHP.IDF. Master/Gentleman

Document 15.1 OFFICIEL

Master/Gentleman

Manche 1 (m1)

Sous réserve du contrôle technique ou d'incidents d'ordre sportif

Résultats

Clt	p-l	N°	Pilote	Club	Chassis	Meilleur S1	Meilleur S2	Meilleur S3	Meilleur tour	Interv.	Ecart	Pénalité
1	=	608	RUNGET Willy	Angerville	Tonykart	12.688	17.087	23.055	53.034			
2	▲3	669	CRUCHET Jerome	Bretigny	Tonykart	12.489	17.251	23.022	52.905	0.558	0.558	
3	▲4	507	FRANCOIS Ludovic	Angerville	Redspeed	12.654	17.418	22.973	53.482	6.689	7.247	
4	▼1	609	POUQUET Jean-Philippe	Angerville	Exprit	12.664	17.386	23.109	53.409	1.062	8.309	
5	▼3	607	BENOIT Jean-Pierre	Angerville	Tonykart	12.978	17.508	23.443	54.025	1.823	10.132	
6	▲6	610	DURAND Stéphane	Rosny 93	Kosmic	12.609	17.459	23.205	53.273	0.087	10.219	
7	▲1	508				12.683	17.358	23.304	53.432	0.549	10.768	
8	▲1	505	TURBIER Matthieu	JBH	Kosmic	12.650	17.461	22.952	53.309	1.877	12.645	+5.000
9	▼3	604	DUMENE Philippe	Angerville	Tonykart	12.883	17.859	23.740	54.832	6.669	19.314	
10	▲1	606	BELL-BELL André	Ask du Var	Redspeed	13.295	18.773	24.231	56.820	18.742	38.056	
11	▼7	611	TARDIVOT Ludovic	Angerville		12.837	17.765	23.183	53.785	5 Tours	5 Tours	

N°505 TURBIER Matthieu : Carrénage avant . Suivant la décision sportive N°7-505.


Tête de course : N°608 RUNGET Willy (1-9)

Départ : 22/05 - 17:35:37

Meilleur tour : N°669 CRUCHET Jerome 52.905 82.81 km/h

Air : 12°C Piste : Sèche

Ancien record de l'épreuve : N°608 RUNGET Willy 1:02.233 70.40 km/h



**DOCUMENT N° 7**

**COMMUNICATION DES COMMISSAIRES SPORTIFS  
STEWARDS' COMMUNICATION**

Concerne la partie de l'Épreuve : **Master/Gentleman - Manche 1**  
Concerns the part of the event:

ÉNONCÉ / STATEMENT:

**Carrénage avant mal positionné.**

MOTIF / REASON:

Carrénage avant mal positionné.

**N°505 - TURBIER Matthieu (Décision N°7-505)**

Date / Date: **22/05/2021**

Heure / Time: **18:12**


Nom / Name

Signature

Président du Collège / *Chairman of the Panel:*

Membres du Collège / *Members of the Panel:*

.....  
.....  
.....



**Master/Gentleman**


**CHP.IDF. Master/Gentleman**

**Manche 1 (m1)**

Pour information, sans valeur officielle

**Tableau des tours**

	1	2	3	4	5	6	7	8	9	10	11	12
<b>Grille</b>	608	607	609	611	669	604	507	508	505	<del>504</del>	606	610
<b>Départ</b>	608	607	609	611	669	604	507	508	505	610	606	
<b>Tour 1</b> <i>Intervalle</i>	608	607 1.1	669 0.5	609 0.2	611 0.7	507 0.0	610 0.1	505 0.2	604 1.0	508 0.2	606 2.6	
<b>Tour 2</b>	608	607 1.8	669 0.1	609 0.5	611 1.6	507 0.0	505 0.1	610 0.2	604 0.8	508 0.0	606 5.1	
<b>Tour 3</b>	608	669 1.8	607 1.3	609 0.3	507 0.9	505 0.3	611 0.7	610 0.1	508 0.4	604 1.3	606 7.3	
<b>Tour 4</b>	608	669 1.7	607 2.7	609 0.3	507 0.0	505 0.2	<del>611</del> 0.7	508 1.0	610 0.3	604 2.1	606 9.2	
<b>Tour 5</b>	608	669 1.3	607 3.7	609 0.2	507 0.1	505 0.1	508 2.5	610 0.0	604 3.0	606 10.9		
<b>Tour 6</b>	608	669 1.3	607 4.8	609 0.0	507 0.1	505 0.2	610 2.4	508 0.3	604 4.1	606 13.3		
<b>Tour 7</b>	608	669 0.8	609 5.6	507 0.1	505 0.4	607 1.0	610 1.4	508 0.2	604 5.4	606 15.4		
<b>Tour 8</b>	608	669 0.6	609 5.9	507 0.1	505 0.2	607 1.7	610 0.7	508 0.8	604 6.3	606 17.5		
<b>Tour 9</b>	608	669 0.5	507 6.6	505 0.3	609 0.6	607 1.8	610 0.0	508 0.5	604 8.5	606 18.7		



CHP.IDF. Master/Gentleman

Pour information, sans valeur officielle

Master/Gentleman

Manche 1 (m1)

Analyse des tours

Tours	Secteur 1	Secteur 2	Secteur 3	Temps au tour
<b>N°505 TURBIER Matthieu</b>				
1	16.136	19.475	23.774	59.385
2	13.487	18.376	23.709	55.572
3	13.274	17.813	23.201	54.288
4	12.776	17.480	23.516	53.772
5	12.866	18.134	23.081	54.081
6	13.063	17.801	23.197	54.061
7	13.038	17.779	22.953	53.770
8	12.789	17.461	23.059	53.309
9	12.650	18.018	22.952	53.620

<b>N°507 FRANCOIS Ludovic</b>				
1	15.762	19.217	24.335	59.314
2	13.491	18.268	24.024	55.783
3	13.176	17.766	23.113	54.055
4	12.686	17.713	23.460	53.859
5	13.019	17.989	23.201	54.209
6	13.088	17.763	23.123	53.974
7	12.858	17.560	23.151	53.569
8	13.037	17.418	23.037	53.492
9	12.654	17.855	22.973	53.482

<b>N°508</b>				
1	15.836	20.642	24.299	1:00.777
2	13.301	18.349	23.812	55.462
3	13.066	17.768	23.534	54.368
4	12.867	17.926	23.514	54.307
5	12.786	17.898	24.179	54.863
6	13.083	17.790	23.439	54.312
7	12.705	17.616	23.334	53.655
8	12.683	17.435	23.788	53.906
9	12.770	17.358	23.304	53.432

<b>N°604 DUMENE Philippe</b>				
1	16.665	19.804	24.222	1:00.691
2	13.359	18.410	23.879	55.648
3	13.690	18.170	23.946	55.806
4	13.043	18.447	23.964	55.454
5	12.900	18.165	24.337	55.402
6	12.883	17.859	24.722	55.464
7	13.053	17.895	23.990	54.938
8	13.064	18.028	23.740	54.832
9	13.052	18.088	24.449	55.589

<b>N°606 BELL-BELL André</b>				
1	16.609	20.615	25.837	1:03.061
2	13.924	19.490	24.572	57.986
3	13.632	19.459	24.763	57.854
4	13.464	19.033	24.874	57.371
5	13.468	18.773	24.875	57.116
6	13.455	19.327	25.102	57.884
7	13.299	19.172	24.567	57.038
8	13.472	18.818	24.599	56.889
9	13.295	19.294	24.231	56.820

<b>N°607 BENOIT Jean-Pierre</b>				
1	15.207	18.955	24.098	58.260
2	13.274	18.051	23.744	55.069
3	13.231	18.232	23.684	55.147
4	13.180	17.952	23.572	54.704
5	13.030	17.687	23.443	54.160
6	13.167	17.508	23.568	54.243

7	13.391	18.332	23.485	55.208
8	12.978	17.583	23.464	54.025
9	13.039	17.689	23.645	54.373


<b>N°608 RUNGET Willy</b>				
1	15.073	18.463	23.830	57.366
2	13.300	17.742	23.315	54.357
3	13.081	17.428	23.310	53.819
4	12.880	17.305	23.246	53.431
5	12.820	17.478	23.199	53.497
6	12.870	17.136	23.138	53.144
7	12.943	17.301	23.160	53.404
8	12.885	17.300	23.055	53.240
9	12.688	17.087	23.259	53.034

<b>N°609 POUQUET Jean-Philippe</b>				
1	15.454	19.104	24.388	58.946
2	13.107	18.103	23.674	54.884
3	12.972	18.085	23.804	54.861
4	13.042	18.149	23.488	54.679
5	12.997	17.782	23.340	54.119
6	13.095	17.612	23.341	54.048
7	12.664	17.612	23.295	53.571
8	12.914	17.386	23.109	53.409
9	12.797	18.696	23.243	54.736

<b>N°610 DURAND Stéphane</b>				
1	15.740	19.521	23.819	59.080
2	13.588	18.262	24.201	56.051
3	13.585	17.956	23.372	54.913
4	12.653	18.954	23.477	55.084
5	12.972	17.992	23.548	54.512
6	12.745	17.830	23.330	53.905
7	12.727	17.831	23.235	53.793
8	12.609	17.459	23.205	53.273
9	12.678	17.695	23.387	53.760

<b>N°611 TARDIVOT Ludovic</b>				
1	15.819	19.279	24.450	59.548
2	13.345	18.352	24.112	55.809
3	13.784	17.965	23.429	55.178
4	12.837	17.765	23.183	53.785

<b>N°669 CRUCHET Jerome</b>				
1	15.450	19.074	23.942	58.466
2	13.051	17.945	23.654	54.650
3	12.813	17.725	23.167	53.705
4	12.659	17.511	23.131	53.301
5	12.552	17.505	23.083	53.140
6	12.590	17.425	23.107	53.122
7	12.540	17.343	23.022	52.905
8	12.588	17.451	23.033	53.072
9	12.489	17.251	23.190	52.930



**Master/Gentleman**

CHP.IDF. Master/Gentleman

Document 2.1 OFFICIEL

Manche 1 (m1)

Sous réserve du contrôle technique ou d'incidents d'ordre sportif

Grille de départ

	12	610	DURAND Stéphane
606	BELL-BELL André	11	
	10	504	CROCHET Normann
505	TURBIER Matthieu	9	
	8	508	
507	FRANCOIS Ludovic	7	
	6	604	DUMENE Philippe
669	CRUCHET Jerome	5	
	4	611	TARDIVOT Ludovic
609	POUQUET Jean-Philippe	3	
	2	607	BENOIT Jean-Pierre
608	RUNGET Willy	1	

POLE POSITION







# Master/Gentleman

## CHP.IDF. Master/Gentleman

## Document 25.1 OFFICIEL

### Manche 2 (m2)

Sous réserve du contrôle technique ou d'incidents d'ordre sportif

### Résultats

Clt	N°	Pilote	Club	Chassis	Moteur	Interv.	Meilleur tour
1	669	CRUCHET Jerome	Bretigny	Tonykart	X30		52.837
2	505	TURBIER Matthieu	JBH	Kosmic	Rotax	1.957	52.841
3	507	FRANCOIS Ludovic	Angerville	Redspeed	Rotax	0.195	52.596
4	609	POUQUET Jean-Philippe	Angerville	Exprit	X30	0.607	53.127
5	610	DURAND Stéphane	Rosny 93	Kosmic	X30	5.071	53.268
6	504	CROCHET Normann	Angerville	Sodikart	Rotax	1.987	53.060
7	508	CILIERE Yann	Kartlang	Tonykart	Rotax	3.500	53.797
8	611	TARDIVOT Ludovic	Angerville	Tonykart	Rotax	1.186	52.985
9	607	BENOIT Jean-Pierre	Angerville	Tonykart	X30	9.178	53.802
10	604	DUMENE Philippe	Angerville	Tonykart	X30	2.897	54.005
11	606	BELL-BELL André	Ask du Var	Redspeed	X30	9.806	56.132
12	608	RUNGET Willy	Angerville	Tonykart	X30	7 Tours	53.860


Tête de course : N°608 RUNGET Willy (1-2) / N°669 CRUCHET Jerome (3-9)

Meilleur tour : N°507 FRANCOIS Ludovic 52.596 83.30 km/h

Record de l'épreuve : N°504 CROCHET Normann 10.000 438.12 km/h


Départ : 23/05 - 10:00:35

Air : 12°C Piste : Sèche



<b>Master/Gentleman</b>	<b>CHP.IDF. Master/Gentleman</b>											
	<b>Manche 2 (m2)</b>											
	Pour information, sans valeur officielle											
<b>Tableau des tours</b>												

	1	2	3	4	5	6	7	8	9	10	11	12
Grille	608	607	609	611	669	604	507	508	505	504	606	610
Départ	608	609	607	611	669	604	505	508	507	504	606	610
Tour 1 <small>Intervalle</small>	608	609 1.1	669 0.2	607 1.2	505 0.5	611 0.5	507 0.0	610 0.3	504 0.5	508 0.4	606 2.6	604 5.8
Tour 2	<del>608</del>	669 1.4	609 0.3	505 1.5	610 1.6	507 0.1	611 0.3	607 0.3	504 0.1	508 0.1	606 5.1	604 3.5
Tour 3	669	609 0.5	505 0.7	507 1.9	610 2.1	508 1.3	504 0.1	611 6.7	606 1.1	607 0.2	604 0.0	
Tour 4	669	609 0.7	505 0.2	507 1.6	610 3.3	504 1.5	508 1.0	611 5.5	607 3.0	604 0.5	606 2.1	
Tour 5	669	609 0.9	505 0.1	507 1.0	610 4.4	504 1.6	508 1.5	611 4.4	607 4.0	604 0.3	606 4.7	
Tour 6	669	609 0.9	505 0.1	507 0.6	610 5.1	504 1.8	508 1.7	611 3.5	607 5.0	604 1.0	606 6.5	
Tour 7	669	609 1.5	505 0.0	507 0.0	610 5.6	504 1.6	508 2.5	611 2.9	607 5.5	604 1.6	606 8.5	
Tour 8	669	505 1.9	507 0.0	609 0.8	610 4.7	504 1.9	508 2.9	611 2.1	607 6.6	604 2.0	606 10.1	
Tour 9	669	505 1.9	507 0.1	609 0.6	610 5.0	504 1.9	508 3.5	611 1.1	607 9.1	604 2.8	606 9.8	



CHP.IDF. Master/Gentleman

Pour information, sans valeur officielle

Master/Gentleman

Manche 2 (m2)

Analyse des tours

Tours	Secteur 1	Secteur 2	Secteur 3	Temps au tour
<b>N°504 CROCHET Normann</b>				
1	15.066	19.951	23.734	58.751
2	13.054	17.968	24.123	55.145
3	13.226	19.272	23.427	55.925
4	13.018	17.558	23.196	53.772
5	13.120	17.477	23.238	53.835
6	12.968	17.361	23.338	53.667
7	12.803	17.153	23.104	53.060
8	12.886	17.507	23.292	53.685
9	12.772	17.371	23.402	53.545

Tours	Secteur 1	Secteur 2	Secteur 3	Temps au tour
<b>N°505 TURBIER Matthieu</b>				
1	14.942	19.133	23.701	57.776
2	12.691	18.216	23.089	53.996
3	12.667	17.407	22.900	52.974
4	12.646	17.234	22.961	52.841
5	12.637	17.494	23.087	53.218
6	12.588	17.430	23.071	53.089
7	12.551	17.728	23.139	53.418
8	12.574	17.448	23.292	53.314
9	12.904	17.472	23.021	53.397

Tours	Secteur 1	Secteur 2	Secteur 3	Temps au tour
<b>N°507 FRANCOIS Ludovic</b>				
1	14.968	19.432	23.453	57.853
2	13.106	17.998	24.116	55.220
3	12.662	17.520	22.915	53.097
4	12.549	17.206	22.841	52.596
5	12.596	17.130	22.912	52.638
6	12.549	17.256	22.891	52.696
7	12.487	17.300	22.993	52.780
8	12.769	17.474	23.102	53.345
9	13.003	17.557	22.941	53.501

Tours	Secteur 1	Secteur 2	Secteur 3	Temps au tour
<b>N°508 CILIERE Yann</b>				
1	15.515	19.939	23.913	59.367
2	13.211	17.855	23.815	54.881
3	12.889	19.052	23.676	55.617
4	13.005	18.283	23.722	55.010
5	13.031	17.605	23.718	54.354
6	12.823	17.546	23.498	53.867
7	12.823	17.552	23.422	53.797
8	12.729	17.732	23.695	54.156
9	12.892	17.546	23.610	54.048

Tours	Secteur 1	Secteur 2	Secteur 3	Temps au tour
<b>N°604 DUMENE Philippe</b>				
1	15.312	28.821	24.023	1:08.156
2	13.208	18.026	23.814	55.048
3	12.919	18.210	24.122	55.251
4	13.314	18.972	23.613	55.899
5	12.887	17.566	23.552	54.005
6	13.046	17.875	23.711	54.632
7	12.835	17.741	23.815	54.391
8	13.044	17.922	23.844	54.810
9	12.827	17.892	25.733	56.452

Tours	Secteur 1	Secteur 2	Secteur 3	Temps au tour
<b>N°606 BELL-BELL André</b>				
1	16.155	20.211	25.337	1:01.703
2	13.433	19.039	24.895	57.367
3	13.436	20.485	24.602	58.523
4	13.469	20.351	24.559	58.379
5	13.327	18.617	24.566	56.510
6	13.237	18.661	24.548	56.446

Tours	Secteur 1	Secteur 2	Secteur 3	Temps au tour
7	13.253	18.658	24.540	56.451
8	13.270	18.669	24.422	56.361
9	13.336	18.378	24.418	56.132

Tours	Secteur 1	Secteur 2	Secteur 3	Temps au tour
<b>N°607 BENOIT Jean-Pierre</b>				
1	15.302	18.567	23.895	57.764
2	13.183	18.823	24.981	56.987
3	12.864	26.996	24.298	1:04.158
4	13.473	18.437	23.465	55.375
5	12.971	17.787	23.482	54.240
6	12.748	17.758	23.458	53.964
7	12.780	17.608	23.414	53.802
8	12.816	17.915	23.650	54.381
9	13.111	18.011	24.475	55.597

Tours	Secteur 1	Secteur 2	Secteur 3	Temps au tour
<b>N°608 RUNGET Willy</b>				
1	14.355	17.711	23.374	55.440
2	12.853	17.598	23.409	53.860

Tours	Secteur 1	Secteur 2	Secteur 3	Temps au tour
<b>N°609 POUQUET Jean-Philippe</b>				
1	14.436	18.118	23.785	56.339
2	12.943	18.088	23.452	54.483
3	12.673	17.700	23.352	53.725
4	12.604	17.457	23.278	53.339
5	12.739	17.440	23.169	53.348
6	12.549	17.453	23.125	53.127
7	12.529	17.680	23.216	53.425
8	13.335	17.783	23.269	54.387
9	12.618	17.511	23.094	53.223

Tours	Secteur 1	Secteur 2	Secteur 3	Temps au tour
<b>N°610 DURAND Stéphane</b>				
1	15.304	19.121	23.517	57.942
2	12.973	18.087	23.717	54.777
3	12.516	19.401	23.447	55.364
4	12.782	17.584	23.384	53.750
5	12.876	17.681	23.206	53.763
6	12.659	17.488	23.236	53.383
7	12.622	17.457	23.189	53.268
8	12.614	17.538	23.249	53.401
9	12.630	17.570	23.323	53.523

Tours	Secteur 1	Secteur 2	Secteur 3	Temps au tour
<b>N°611 TARDIVOT Ludovic</b>				
1	15.317	19.658	23.632	58.607
2	12.944	18.866	23.773	55.583
3	12.736	26.619	23.769	1:03.124
4	12.810	17.675	23.205	53.690
5	12.765	17.432	23.047	53.244
6	12.683	17.433	22.869	52.985
7	12.628	17.323	23.284	53.235
8	12.678	17.415	23.204	53.297
9	12.666	17.373	23.060	53.099

Tours	Secteur 1	Secteur 2	Secteur 3	Temps au tour
<b>N°669 CRUCHET Jerome</b>				
1	14.752	18.208	23.305	56.265
2	12.693	17.893	23.279	53.865
3	12.689	17.623	23.222	53.534
4	12.658	17.370	23.141	53.169
5	12.795	17.241	23.114	53.150
6	12.651	17.324	23.109	53.084
7	12.588	17.255	22.994	52.837
8	12.640	17.222	23.125	52.987
9	12.725	17.349	23.353	53.427



Master/Gentleman

CHP.IDF. Master/Gentleman

Manche 2 (m2)


Grille de départ

Sous réserve du contrôle technique ou d'incidents d'ordre sportif

	12	610	DURAND Stéphane
606	BELL-BELL André	11	
	10	504	CROCHET Normann
505	TURBIER Matthieu	9	
	8	508	CILIERE Yann
507	FRANCOIS Ludovic	7	
	6	604	DUMENE Philippe
669	CRUCHET Jerome	5	
	4	611	TARDIVOT Ludovic
609	POUQUET Jean-Philippe	3	
	2	607	BENOIT Jean-Pierre
608	RUNGET Willy	1	

POLE POSITION





CHP.IDF. Master/Gentleman  
Intermediaire (ma)  
Résultats

Document 26.2 OFFICIEL

Sous réserve du contrôle technique ou d'incidents d'ordre sportif

Master/Gentleman

Clt	N°	Pilote	Club	Chassis	m1	m2	Points	⚡
1	669	CRUCHET Jerome	Bretigny	Tonykart	2	0	2	5
2	507	FRANCOIS Ludovic	Angerville	Redspeed	3	3	6	7
3	609	POUQUET Jean-Philippe	Angerville	Exprit	4	4	8	3
4	505	TURBIER Matthieu	JBH	Kosmic	8	2	10	9
5	610	DURAND Stéphane	Rosny 93	Kosmic	6	5	11	12
6	608	RUNGET Willy	Angerville	Tonykart	0	12	12	1
7	607	BENOIT Jean-Pierre	Angerville	Tonykart	5	9	14	2
8	508	CILIERE Yann	Kartlang	Tonykart	7	7	14	8
9	504	CROCHET Normann	Angerville	Sodikart	12	6	18	10
10	611	TARDIVOT Ludovic	Angerville	Tonykart	11	8	19	4
11	604	DUMENE Philippe	Angerville	Tonykart	9	10	19	6
12	606	BELL-BELL André	Ask du Var	Redspeed	10	11	21	11



**Master/Gentleman**

**CHP.IDF. Master/Gentleman  
Pre-Finale (pf)  
Résultats**

**Document 33.1 OFFICIEL**

Sous réserve du contrôle technique ou d'incidents d'ordre sportif

Clt	N°	Pilote	Club	Chassis	Moteur	Interv.	Meilleur tour
1	608	RUNGET Willy	Angerville	Tonykart	X30		52.636
2	669	CRUCHET Jerome	Bretigny	Tonykart	X30	0.676	52.659
3	507	FRANCOIS Ludovic	Angerville	Redspeed	Rotax	0.119	52.634
4	505	TURBIER Matthieu	JBH	Kosmic	Rotax	1.295	52.496
5	611	TARDIVOT Ludovic	Angerville	Tonykart	Rotax	4.305	52.746
6	609	POUQUET Jean-Philippe	Angerville	Exprit	X30	1.190	53.062
7	610	DURAND Stéphane	Rosny 93	Kosmic	X30	4.632	53.460
8	508	CILIERE Yann	Kartlang	Tonykart	Rotax	4.620	53.489
9	504	CROCHET Normann	Angerville	Sodikart	Rotax	1.348	52.926
10	604	DUMENE Philippe	Angerville	Tonykart	X30	2.074	53.782
11	606	BELL-BELL André	Ask du Var	Redspeed	X30	28.009	55.495
12	607	BENOIT Jean-Pierre	Angerville	Tonykart	X30	10 Tours	53.676


Tête de course : N°609 POUQUET Jean-Philippe (1-2) / N°669 CRUCHET Jerome (3-7) / N°608 RUNGET Willy (8-15)

Départ : 23/05 - 12:08:09

Meilleur tour : N°505 TURBIER Matthieu 52.496 83.46 km/h

Air : 12°C Piste : Sèche

Record de l'épreuve : N°504 CROCHET Normann 10.000 438.12 km/h



**Master/Gentleman**

**CHP.IDF. Master/Gentleman**


**Pre-Finale (pf)**

Pour information, sans valeur officielle

**Tableau des tours**

	1	2	3	4	5	6	7	8	9	10	11	12
Grille	669	507	609	505	610	608	607	508	504	611	604	606
Départ	669	507	609	608	610	508	607	611	504	606	604	505
Tour 1 Intervalle	609	669 0.1	507 0.0	608 0.1	610 0.3	508 0.7	505 0.4	611 0.8	607 0.2	604 0.2	504 0.2	606 1.7
Tour 2	609	669 0.0	608 0.1	507 0.1	610 0.3	508 0.6	505 0.0	611 0.8	607 0.9	604 0.7	504 0.1	606 3.9
Tour 3	669	608 0.6	609 0.2	507 0.0	610 0.2	505 0.1	508 0.7	611 0.6	607 0.9	604 0.3	504 0.1	606 6.2
Tour 4	669	608 0.4	609 0.6	507 0.0	505 0.5	610 0.5	508 0.6	611 0.1	607 1.1	504 0.6	604 0.5	606 7.5
Tour 5	669	608 0.2	507 1.2	609 0.7	505 0.0	610 0.8	611 0.0	508 1.6	607 0.1	504 0.2	604 1.3	606 9.2
Tour 6	669	608 0.1	507 0.9	505 1.6	609 0.4	610 0.6	611 0.6	508 1.7	604 1.6	504 3.3	606 8.1	
Tour 7	669	608 0.0	507 0.5	505 2.0	609 0.6	611 1.4	610 0.6	508 1.4	604 2.2	504 2.3	606 10.4	
Tour 8	608	669 0.2	507 0.2	505 1.8	609 1.3	611 0.9	610 1.4	508 1.8	604 2.3	504 1.3	606 13.7	
Tour 9	608	669 0.1	507 0.3	505 1.5	609 1.7	611 0.7	610 2.0	508 1.8	604 2.6	504 0.5	606 16.7	
Tour 10	608	669 0.3	507 0.1	505 1.6	609 2.1	611 0.3	610 2.9	508 2.7	604 2.1	504 0.1	606 19.5	
Tour 11	608	669 0.3	507 0.4	505 1.5	609 2.6	611 0.1	610 3.2	508 3.1	604 2.6	504 0.3	606 20.4	
Tour 12	608	669 0.2	507 0.2	505 1.5	609 3.3	611 0.1	610 3.5	508 3.3	604 2.7	504 0.1	606 22.9	
Tour 13	608	669 0.4	507 0.2	505 1.2	611 4.1	609 0.5	610 3.3	508 3.7	504 2.4	604 0.8	606 24.6	
Tour 14	608	669 0.5	507 0.2	505 1.2	611 4.2	609 0.8	610 3.8	508 4.2	504 2.2	604 1.1	606 26.1	
Tour 15	608	669 0.6	507 0.1	505 1.2	611 4.3	609 1.1	610 4.6	508 4.6	504 1.3	604 2.0	606 28.0	





CHP.IDF. Master/Gentleman

Pour information, sans valeur officielle

Master/Gentleman

Pre-Finale (pf)

Analyse des tours

Tours	Secteur 1	Secteur 2	Secteur 3	Temps au tour	Tours	Secteur 1	Secteur 2	Secteur 3	Temps au tour	Tours	Secteur 1	Secteur 2	Secteur 3	Temps au tour
<b>N°504 CROCHET Normann</b>					9	<b>12.745</b>	<b>17.328</b>	23.416	<b>53.489</b>	12	12.610	17.151	23.084	52.845
1	15.602	19.464	24.033	59.099	10	12.849	18.022	23.615	54.486	13	<b>12.540</b>	17.123	<b>22.973</b>	<b>52.636</b>
2	13.025	17.754	23.569	54.348	11	12.889	<b>17.253</b>	23.691	53.833	14	12.616	17.045	22.976	52.637
3	13.020	17.535	23.285	53.840	12	12.827	17.502	23.543	53.872	15	12.547	17.066	23.124	52.737
4	12.856	17.665	23.366	53.887	13	12.808	17.560	23.665	54.033	<b>N°609 POUQUET Jean-Philippe</b>				
5	12.975	17.267	23.205	53.447	14	12.821	17.614	23.615	54.050	1	<b>14.433</b>	<b>18.024</b>	<b>23.641</b>	<b>56.098</b>
6	12.742	22.742	23.420	58.904	15	12.903	17.628	23.762	54.293	2	<b>12.750</b>	<b>17.666</b>	<b>23.427</b>	<b>53.843</b>
7	12.885	17.335	23.253	53.473	<b>N°604 DUMENE Philippe</b>					3	13.310	<b>17.600</b>	23.788	54.698
8	12.773	<b>17.191</b>	<b>23.154</b>	<b>53.118</b>	1	<b>15.799</b>	<b>18.708</b>	<b>24.119</b>	<b>58.626</b>	4	<b>12.723</b>	<b>17.414</b>	<b>23.234</b>	<b>53.371</b>
9	<b>12.654</b>	<b>17.027</b>	23.245	<b>52.926</b>	2	<b>12.994</b>	<b>17.728</b>	<b>23.745</b>	<b>54.467</b>	5	12.762	18.086	23.252	54.100
10	<b>12.652</b>	17.484	23.442	53.578	3	<b>12.754</b>	<b>17.455</b>	<b>23.643</b>	<b>53.852</b>	6	12.851	17.854	23.244	53.949
11	12.807	18.082	23.658	54.547	4	12.860	18.209	<b>23.493</b>	54.562	7	<b>12.593</b>	17.495	23.271	<b>53.359</b>
12	12.684	17.555	23.502	53.741	5	12.813	17.584	23.805	54.202	8	12.631	17.439	23.267	<b>53.337</b>
13	12.784	17.476	23.402	53.662	6	12.891	17.785	23.587	54.263	9	12.606	<b>17.263</b>	<b>23.193</b>	<b>53.062</b>
14	12.934	17.700	23.196	53.830	7	12.756	17.969	23.694	54.419	10	12.704	17.305	<b>23.128</b>	53.137
15	12.936	17.323	<b>23.135</b>	53.394	8	12.893	17.634	23.576	54.103	11	12.627	17.579	23.209	53.415
<b>N°505 TURBIER Matthieu</b>					9	12.793	<b>17.452</b>	23.537	<b>53.782</b>	12	12.612	17.563	23.148	53.323
1	14.934	18.402	23.805	57.141	10	<b>12.744</b>	17.630	23.631	54.005	13	12.601	18.146	23.162	53.909
2	12.723	17.424	23.203	53.350	11	12.956	17.790	23.552	54.298	14	12.623	17.366	<b>23.093</b>	53.082
3	12.737	17.714	23.241	53.692	12	12.840	17.584	23.572	53.996	15	12.619	17.295	23.225	53.139
4	12.740	17.723	<b>23.014</b>	53.477	<b>N°606 BELL-BELL André</b>					<b>N°610 DURAND Stéphane</b>				
5	12.573	17.780	23.195	53.548	1	<b>16.250</b>	<b>19.678</b>	<b>24.831</b>	<b>1:00.759</b>	1	<b>14.966</b>	<b>18.144</b>	<b>23.548</b>	<b>56.658</b>
6	12.461	17.962	23.064	53.487	2	<b>13.437</b>	<b>18.732</b>	<b>24.318</b>	<b>56.487</b>	2	<b>12.744</b>	<b>17.928</b>	<b>23.238</b>	<b>53.910</b>
7	12.580	17.459	23.068	<b>53.107</b>	3	<b>13.117</b>	18.748	<b>24.304</b>	<b>56.169</b>	3	12.929	17.974	23.322	54.225
8	12.587	<b>17.181</b>	<b>22.925</b>	<b>52.693</b>	4	13.153	<b>18.353</b>	<b>24.214</b>	<b>55.720</b>	4	<b>12.743</b>	18.156	23.275	54.174
9	12.464	17.249	<b>22.911</b>	<b>52.624</b>	5	13.221	18.537	<b>24.149</b>	55.907	5	<b>12.464</b>	17.928	23.463	<b>53.855</b>
10	12.514	17.275	22.966	52.755	6	13.232	18.873	24.355	56.460	6	12.496	<b>17.659</b>	23.536	<b>53.691</b>
11	12.606	17.349	22.923	52.878	7	13.163	<b>18.243</b>	24.455	55.861	7	12.624	<b>17.655</b>	24.533	54.812
12	12.579	17.209	<b>22.882</b>	52.670	8	13.285	18.656	24.450	56.391	8	12.642	17.740	<b>23.232</b>	<b>53.614</b>
13	<b>12.428</b>	<b>17.151</b>	22.917	<b>52.496</b>	9	<b>13.071</b>	18.716	<b>24.128</b>	55.915	9	12.634	<b>17.553</b>	23.273	<b>53.460</b>
14	12.481	17.293	22.891	52.665	10	13.229	18.574	24.525	56.328	10	12.678	17.598	23.309	53.585
15	12.439	17.349	23.000	52.788	11	13.236	18.467	<b>23.792</b>	<b>55.495</b>	11	12.575	17.631	23.316	53.522
<b>N°507 FRANCOIS Ludovic</b>					12	<b>13.033</b>	18.773	24.461	56.267	12	12.606	17.676	23.326	53.608
1	14.829	17.986	23.524	56.339	13	13.145	18.736	24.336	56.217	13	12.621	17.690	23.331	53.642
2	12.915	17.950	23.224	54.089	14	<b>13.023</b>	18.378	24.172	55.573	14	12.588	<b>17.532</b>	23.401	53.521
3	13.171	17.888	23.279	54.338	15	13.196	18.455	24.544	56.195	15	12.673	17.738	23.547	53.958
4	12.789	17.439	23.096	53.324	<b>N°607 BENOIT Jean-Pierre</b>					<b>N°611 TARDIVOT Ludovic</b>				
5	12.684	17.605	23.020	53.309	1	<b>15.259</b>	<b>18.391</b>	<b>25.171</b>	<b>58.821</b>	1	<b>15.634</b>	<b>18.467</b>	<b>24.420</b>	<b>58.521</b>
6	<b>12.444</b>	<b>17.275</b>	<b>22.915</b>	<b>52.634</b>	2	<b>12.927</b>	<b>17.591</b>	<b>23.442</b>	<b>53.960</b>	2	<b>12.757</b>	<b>17.504</b>	<b>23.049</b>	<b>53.310</b>
7	12.467	<b>17.253</b>	22.972	52.692	3	<b>12.799</b>	17.629	23.861	54.289	3	<b>12.657</b>	<b>17.480</b>	24.124	54.261
8	12.479	17.399	23.064	52.942	4	12.824	<b>17.429</b>	<b>23.423</b>	<b>53.676</b>	4	<b>12.529</b>	<b>17.473</b>	23.416	53.418
9	12.511	17.364	23.013	52.888	5	<b>12.714</b>	17.750	<b>23.340</b>	53.804	5	12.657	<b>17.443</b>	23.078	<b>53.178</b>
10	12.531	<b>17.226</b>	22.946	52.703	<b>N°608 RUNGET Willy</b>					6	12.620	17.602	24.024	54.246
11	12.532	17.262	23.124	52.918	1	<b>14.840</b>	<b>17.992</b>	<b>23.523</b>	<b>56.355</b>	7	<b>12.497</b>	17.455	23.558	53.510
12	12.509	17.238	<b>22.897</b>	52.644	2	<b>12.844</b>	<b>17.511</b>	<b>23.362</b>	<b>53.717</b>	8	12.579	<b>17.417</b>	<b>22.865</b>	<b>52.861</b>
13	12.479	17.357	22.976	52.812	3	13.194	17.560	23.467	54.221	9	<b>12.434</b>	<b>17.237</b>	23.121	<b>52.792</b>
14	12.460	17.256	22.923	52.639	4	<b>12.698</b>	<b>17.111</b>	<b>23.066</b>	<b>52.875</b>	10	12.505	<b>17.197</b>	23.044	<b>52.746</b>
15	12.497	17.258	23.037	52.792	5	<b>12.571</b>	17.155	23.123	<b>52.849</b>	11	12.571	17.532	23.124	53.227
<b>N°508 CILIERE Yann</b>					6	12.573	17.206	23.118	52.897	12	12.622	17.606	23.087	53.315
1	15.049	18.428	23.794	57.271	7	12.628	17.273	23.147	53.048	13	12.515	17.749	22.912	53.176
2	12.816	17.477	23.521	53.814	8	12.769	17.149	23.103	53.021	14	12.540	17.215	23.059	52.814
3	13.114	17.704	23.625	54.443	9	12.611	17.185	23.094	52.890	15	12.485	17.223	23.104	52.812
4	12.862	17.562	<b>23.501</b>	53.925	10	12.583	<b>17.039</b>	<b>23.042</b>	<b>52.664</b>	<b>N°669 CRUCHET Jerome</b>				
5	12.798	18.441	23.726	54.965	11	12.619	17.072	<b>23.008</b>	52.699	1	<b>14.671</b>	<b>18.063</b>	<b>23.606</b>	<b>56.340</b>
6	12.862	17.855	23.687	54.404						2	<b>12.763</b>	<b>17.696</b>	<b>23.316</b>	<b>53.775</b>
7	12.813	17.583	<b>23.412</b>	<b>53.808</b>						3	12.853	<b>17.496</b>	23.369	<b>53.718</b>
8	12.808	17.737	23.507	54.052						4	<b>12.603</b>	<b>17.323</b>	<b>23.169</b>	<b>53.095</b>



## Master/Gentleman

CHP.IDF. Master/Gentleman

Pre-Finale (pf)

Pour information, sans valeur officielle

Analyse des tours

Tours	Secteur 1	Secteur 2	Secteur 3	Temps au tour
5	12.578	17.325	23.198	53.101
6	12.544	17.284	23.140	52.968
7	12.573	17.328	23.201	53.102
8	12.607	17.315	23.494	53.416
9	12.522	17.252	23.007	52.781
10	12.586	17.130	23.127	52.843
11	12.487	17.103	23.069	52.659
12	12.527	17.258	23.000	52.785
13	12.514	17.264	23.067	52.845
14	12.511	17.158	23.015	52.684
15	12.449	17.339	23.103	52.891



Master/Gentleman

CHP.IDF. Master/Gentleman

Pre-Finale (pf)

Grille de départ

Sous réserve du contrôle technique ou d'incidents d'ordre sportif

604 DUMENE Philippe	12	606 BELL-BELL André
504 CROCHET Normann	11	611 TARDIVOT Ludovic
607 BENOIT Jean-Pierre	10	508 CILIERE Yann
610 DURAND Stéphane	9	608 RUNGET Willy
609 POUQUET Jean-Philippe	8	505 TURBIER Matthieu
669 CRUCHET Jerome	7	507 FRANCOIS Ludovic
	6	
	5	
	4	
	3	
	2	
	1	

POLE POSITION





CHP.IDF. Master/Gentleman

Document 39.1 OFFICIEL

Master/Gentleman

Finale (fi)

Sous réserve du contrôle technique ou d'incidents d'ordre sportif

Résultats

Clt	N°	Pilote	Club	Chassis	Moteur	Interv.	Meilleur tour
1	608	RUNGET Willy	Angerville	Tonykart	X30		52.700
2	507	FRANCOIS Ludovic	Angerville	Redspeed	Rotax	0.326	52.664
3	669	CRUCHET Jerome	Bretigny	Tonykart	X30	0.210	52.689
4	505	TURBIER Matthieu	JBH	Kosmic	Rotax	2.319	52.828
5	611	TARDIVOT Ludovic	Angerville	Tonykart	Rotax	2.805	52.765
6	609	POUQUET Jean-Philippe	Angerville	Exprit	X30	4.173	53.146
7	610	DURAND Stéphane	Rosny 93	Kosmic	X30	2.679	53.374
8	504	CROCHET Normann	Angerville	Sodikart	Rotax	1.557	53.301
9	508	CILIERE Yann	Kartlang	Tonykart	Rotax	9.187	53.989
10	607	BENOIT Jean-Pierre	Angerville	Tonykart	X30	0.337	53.601
11	604	DUMENE Philippe	Angerville	Tonykart	X30	0.526	53.965
12	606	BELL-BELL André	Ask du Var	Redspeed	X30	13 Tours	57.582

Tête de course : N°608 RUNGET Willy (1-6) / N°507 FRANCOIS Ludovic (7-7) / N°608 RUNGET Willy (8-15)

Départ : 23/05 - 15:47:16

Meilleur tour : N°507 FRANCOIS Ludovic 52.664 83.19 km/h

Météo : Nuageux Air : 12°C Piste : Sèche

Record de l'épreuve : N°504 CROCHET Normann 10.000 438.12 km/h



**Master/Gentleman**


**CHP.IDF. Master/Gentleman**

**Finale (fi)**

Pour information, sans valeur officielle

**Tableau des tours**

	1	2	3	4	5	6	7	8	9	10	11	12
Grille	608	669	507	505	611	609	610	508	504	604	606	607
Départ	608	669	507	505	611	609	610	508	504	604	606	607
Tour 1 Intervalle	608	507 0.1	505 0.9	669 0.1	611 1.3	609 0.2	610 0.1	508 0.3	504 0.1	604 0.5	607 0.3	606 2.2
Tour 2	608	507 0.0	669 2.2	505 0.1	611 0.8	609 0.3	610 0.3	508 0.3	504 0.4	604 0.5	607 0.2	606 5.2
Tour 3	608	507 0.2	669 1.7	505 0.1	611 1.1	609 0.7	610 0.1	504 1.7	508 0.3	604 0.3	607 0.2	
Tour 4	608	507 0.2	669 1.7	505 0.2	611 1.5	609 0.5	610 0.2	504 2.3	508 1.1	604 0.2	607 1.1	
Tour 5	608	507 0.4	669 1.7	505 0.1	611 2.3	609 0.8	610 0.2	504 1.6	508 1.6	604 0.6	607 0.9	
Tour 6	608	507 0.0	669 1.7	505 0.2	611 2.4	609 1.0	610 0.8	504 1.1	508 2.2	607 2.0	604 0.5	
Tour 7	507	608 0.1	669 0.9	505 0.4	611 2.4	609 1.1	610 1.2	504 0.8	508 2.9	607 2.1	604 1.1	
Tour 8	608	507 0.2	669 0.4	505 0.5	611 2.3	609 1.6	610 1.5	504 0.7	508 3.5	607 1.8	604 1.7	
Tour 9	608	507 0.4	669 0.4	505 0.5	611 2.1	609 2.2	610 1.5	504 0.6	508 4.9	607 0.7	604 2.9	
Tour 10	608	507 0.1	669 0.5	505 1.3	611 1.4	609 2.4	610 1.8	504 2.3	607 5.4	508 0.1	604 2.0	
Tour 11	608	507 0.3	669 0.4	505 1.5	611 1.5	609 2.9	610 1.9	504 2.9	508 6.4	607 0.2	604 0.8	
Tour 12	608	507 0.3	669 0.4	505 1.6	611 1.6	609 3.7	610 1.8	504 2.6	508 7.0	607 0.2	604 0.7	
Tour 13	608	507 0.3	669 0.4	505 1.8	611 2.6	609 3.3	610 2.0	504 2.3	508 7.8	607 0.2	604 0.6	
Tour 14	608	507 0.2	669 0.3	505 2.0	611 2.9	609 3.5	610 2.5	504 1.9	508 8.5	607 0.5	604 0.1	
Tour 15	608	507 0.3	669 0.2	505 2.3	611 2.8	609 4.1	610 2.6	504 1.5	508 9.1	607 0.3	604 0.5	



CHP.IDF. Master/Gentleman

Pour information, sans valeur officielle

Master/Gentleman

Finale (fi)

Analyse des tours

Tours	Secteur 1	Secteur 2	Secteur 3	Temps au tour	Tours	Secteur 1	Secteur 2	Secteur 3	Temps au tour	Tours	Secteur 1	Secteur 2	Secteur 3	Temps au tour
<b>N°504 CROCHET Normann</b>					9	12.955	17.905	23.906	54.766	15	12.560	17.245	23.084	52.889
1	15.675	18.627	23.810	58.112	10	13.112	17.755	24.888	55.755	<b>N°609 POUQUET Jean-Philippe</b>				
2	12.972	17.979	23.769	54.720	11	13.406	17.805	23.644	54.855	1	15.246	18.568	23.941	57.755
3	13.014	17.598	24.046	54.658	12	13.024	17.517	23.598	54.139	2	12.944	17.887	23.410	54.241
4	13.066	17.507	23.473	54.046	13	12.946	17.646	23.529	54.121	3	12.688	17.888	23.317	53.893
5	12.888	17.479	23.195	53.562	14	12.884	17.719	23.641	54.244	4	12.574	17.523	23.254	53.351
6	13.009	17.230	23.406	53.645	15	12.949	17.557	23.483	53.989	5	12.607	17.639	24.031	54.277
7	12.907	17.160	23.234	53.301	<b>N°604 DUMENE Philippe</b>					6	12.745	17.460	23.309	53.514
8	12.850	17.453	23.323	53.626	1	15.466	18.991	24.028	58.485	7	12.686	17.394	23.126	53.206
9	12.844	17.328	23.166	53.338	2	12.972	17.757	23.962	54.691	8	12.628	17.539	23.265	53.432
10	12.809	18.292	23.992	55.093	3	12.911	17.605	24.349	54.865	9	12.648	17.481	23.244	53.373
11	12.930	17.801	23.303	54.034	4	12.967	17.938	23.837	54.742	10	12.638	17.409	23.099	53.146
12	12.763	17.508	23.215	53.486	5	12.970	17.668	23.781	54.419	11	12.580	17.648	23.171	53.399
13	12.720	17.401	23.243	53.364	6	12.896	17.561	25.803	56.260	12	12.869	17.692	23.283	53.844
14	12.876	17.537	23.144	53.557	7	12.949	18.065	23.702	54.716	13	12.659	17.428	23.329	53.416
15	12.662	17.288	23.374	53.324	8	12.812	17.868	23.758	54.438	14	12.686	17.572	23.226	53.484
<b>N°505 TURBIER Matthieu</b>					9	12.946	17.857	24.065	54.868	15	12.750	17.619	23.234	53.603
1	14.655	18.061	23.534	56.250	10	12.783	17.597	23.726	54.106	<b>N°610 DURAND Stéphane</b>				
2	13.085	18.361	23.339	54.785	11	12.841	17.582	23.561	53.984	1	15.344	18.677	23.792	57.813
3	12.730	17.412	23.072	53.214	12	12.902	17.488	23.575	53.965	2	12.965	18.014	23.477	54.456
4	12.542	17.502	23.071	53.115	13	12.821	17.676	23.485	53.982	3	12.685	17.789	23.259	53.733
5	12.589	17.683	22.973	53.245	14	12.970	17.587	23.557	54.114	4	12.580	17.578	23.216	53.374
6	12.711	17.449	23.110	53.270	15	13.041	17.567	23.513	54.121	5	12.609	17.582	24.117	54.308
7	12.586	17.334	23.144	53.064	<b>N°606 BELL-BELL André</b>					6	12.647	18.157	23.320	54.124
8	12.570	17.344	23.012	52.926	1	15.962	19.890	25.099	1:00.951	7	12.699	17.721	23.185	53.605
9	12.548	17.303	23.154	53.005	2	13.695	19.163	24.724	57.582	8	12.611	17.707	23.440	53.758
10	13.033	17.563	23.010	53.606	<b>N°607 BENOIT Jean-Pierre</b>					9	12.646	17.503	23.232	53.381
11	12.627	17.193	23.055	52.875	1	15.449	18.966	23.990	58.405	10	12.641	17.366	23.404	53.411
12	12.701	17.305	22.935	52.941	2	13.105	17.792	23.749	54.646	11	12.608	17.530	23.364	53.502
13	12.674	17.248	22.906	52.828	3	13.023	17.578	24.220	54.821	12	12.746	17.586	23.445	53.777
14	12.731	17.093	23.115	52.939	4	12.946	18.824	23.900	55.670	13	12.685	17.539	23.362	53.586
15	12.613	17.266	23.274	53.153	5	13.246	17.456	23.513	54.215	14	12.689	17.832	23.449	53.970
<b>N°507 FRANCOIS Ludovic</b>					6	12.712	17.573	24.433	54.718	15	12.775	17.521	23.451	53.747
1	14.351	17.847	23.281	55.479	7	12.925	17.859	23.365	54.149	<b>N°611 TARDIVOT Ludovic</b>				
2	12.676	17.501	23.057	53.234	8	12.836	17.590	23.452	53.878	1	15.119	18.605	23.877	57.601
3	12.840	17.696	23.177	53.713	9	12.814	17.509	23.278	53.601	2	12.925	17.899	23.332	54.156
4	12.636	17.313	23.196	53.145	10	12.842	17.733	24.370	54.945	3	12.835	17.518	23.099	53.452
5	12.578	17.523	23.133	53.234	11	13.787	17.976	23.475	55.238	4	12.583	17.525	23.442	53.550
6	12.630	17.558	23.044	53.232	12	13.065	17.617	23.477	54.159	5	12.676	18.014	23.328	54.018
7	12.786	17.495	23.205	53.486	13	12.940	17.546	23.562	54.048	6	12.707	17.519	23.135	53.361
8	13.018	17.373	23.111	53.502	14	13.101	17.525	23.929	54.555	7	12.701	17.385	23.003	53.089
9	12.552	17.401	23.052	53.005	15	12.851	17.497	23.444	53.792	8	12.524	17.342	23.025	52.891
10	12.546	17.208	22.910	52.664	<b>N°608 RUNGET Willy</b>					9	12.540	17.290	22.935	52.765
11	12.572	17.265	23.021	52.858	1	14.291	17.826	23.361	55.478	10	12.688	17.340	22.896	52.924
12	12.506	17.216	23.019	52.741	2	12.670	17.517	23.178	53.365	11	12.596	17.331	23.008	52.935
13	12.529	17.299	22.858	52.686	3	12.667	17.552	23.264	53.483	12	12.643	17.319	23.124	53.086
14	12.615	17.185	23.067	52.867	4	12.567	17.365	23.212	53.144	13	12.544	17.211	23.995	53.750
15	12.532	17.351	23.103	52.986	5	12.607	17.300	23.175	53.082	14	12.871	17.418	23.042	53.331
<b>N°508 CILIERE Yann</b>					6	12.740	17.633	23.225	53.598	15	12.595	17.297	23.072	52.964
1	15.553	18.630	23.942	58.125	7	13.151	17.359	23.160	53.670	<b>N°669 CRUCHET Jerome</b>				
2	12.962	18.005	23.471	54.438	8	12.665	17.403	23.039	53.107	1	15.008	18.114	23.424	56.546
3	12.776	17.963	24.701	55.440	9	12.596	17.212	23.035	52.843	2	12.886	18.219	23.378	54.483
4	13.109	17.884	23.829	54.822	10	12.626	17.187	23.125	52.938	3	12.637	17.410	23.153	53.200
5	12.915	17.599	23.557	54.071	11	12.516	17.228	22.983	52.727	4	12.551	17.458	23.090	53.099
6	12.922	17.672	23.646	54.240	12	12.524	17.228	22.948	52.700	5	12.637	17.557	23.091	53.285
7	13.005	17.580	23.453	54.038	13	12.573	17.217	22.938	52.728	6	12.681	17.425	23.040	53.146
8	12.892	17.667	23.631	54.190	14	12.671	17.296	22.972	52.939	7	12.650	17.247	22.991	52.888





## Master/Gentleman

CHP.IDF. Master/Gentleman


Finale (fi)

Pour information, sans valeur officielle

Analyse des tours

Tours	Secteur 1	Secteur 2	Secteur 3	Temps au tour
8	12.616	<b>17.177</b>	23.006	<b>52.799</b>
9	12.598	17.358	23.066	53.022
10	12.564	<b>17.113</b>	23.109	<b>52.786</b>
11	12.576	17.186	<b>22.957</b>	<b>52.719</b>
12	<b>12.541</b>	17.167	23.104	52.812
13	<b>12.534</b>	17.150	23.005	<b>52.689</b>
14	12.567	17.123	23.002	52.692
15	<b>12.465</b>	17.376	23.055	52.896





Master/Gentleman

CHP.IDF. Master/Gentleman

Finale (fi)

Grille de départ

Sous réserve du contrôle technique ou d'incidents d'ordre sportif

606	BELL-BELL André	12	607	BENOIT Jean-Pierre
504	CROCHET Normann	11	604	DUMENE Philippe
610	DURAND Stéphane	10	508	CILIERE Yann
611	TARDIVOT Ludovic	9	609	POUQUET Jean-Philippe
507	FRANCOIS Ludovic	8	505	TURBIER Matthieu
608	RUNGET Willy	7	669	CRUCHET Jerome
		6		
		5		
		4		
		3		
		2		
		1		

POLE POSITION

