



CHP.IDF. Minime

Document 1

Minime

Libres 2 (I2)

Résultats

Sous réserve du contrôle technique ou d'incidents d'ordre sportif

| Clt | N° | Pilote | Chassis | Club | Secteur 1 | Secteur 2 | Secteur 3 | Temps | Ecart | Interv. | Tour |
|-----|----|-----------------------|----------|---------------|-----------|-----------|-----------|-----------------|-------|---------|------|
| 1 | 88 | BIENAIME Elouan | KR | Rosny 93 | 18.811 | | | 59.808 | | | 8 |
| 2 | 30 | LE MARCHAND Mael | KR | Rouen76 | 18.874 | | | 59.901 | 0.093 | 0.093 | 7 |
| 3 | 21 | NABTI-VIENNET Raphael | | Brétigny | 18.904 | | | 1:00.153 | 0.345 | 0.252 | 7 |
| 4 | 9 | BAZIRET Louis | Parolin | Angerville | 19.011 | | | 1:00.376 | 0.568 | 0.223 | 7 |
| 5 | 28 | DOUCET Robin | Parolin | Salbris | 19.221 | | | 1:00.878 | 1.070 | 0.502 | 7 |
| 6 | 8 | SPIRGEL Tom | Birel | Rosny 93 | 19.304 | | | 1:01.177 | 1.369 | 0.299 | 7 |
| 7 | 37 | LAMIRAULT Pierre | Birel | Val de Loire | 19.365 | | | 1:01.456 | 1.648 | 0.279 | 8 |
| 8 | 27 | PIAUD Clement | Top Kart | Chatellerault | 19.283 | | | 1:01.593 | 1.785 | 0.137 | 8 |
| 9 | 18 | ROLLAND ROBLES Nils | Birel | Mantes | 19.374 | | | 1:01.640 | 1.832 | 0.047 | 8 |
| 10 | 20 | ESTEVEES Pablo | Energy | Beltoise | 19.917 | | | 1:01.744 | 1.936 | 0.104 | 8 |
| 11 | 11 | MACCHIONI Luca | Tony | Angerville | 19.435 | | | 1:02.177 | 2.369 | 0.433 | 8 |
| 12 | 16 | SAEILLES Romain | Energy | Beltoise | 19.913 | | | 1:03.277 | 3.469 | 1.100 | 4 |



CHP.IDF. Minime

Minime

Libres 2 (I2)

Pour information, sans valeur officielle

Best Sectors Analysis

| S1 | | | S2 | | | S3 | | | Ideal Lap Times | | | |
|-----|----|--------|-----|----|-------|-----|----|-------|-----------------|-----------|----------|-------|
| Clt | N° | Temps | Clt | N° | Temps | Clt | N° | Temps | p-l | Ideal Lap | Best Lap | Diff. |
| 1 | 88 | 18.811 | | | | | | | | | | |
| 2 | 30 | 18.874 | | | | | | | | | | |
| 3 | 21 | 18.904 | | | | | | | | | | |
| 4 | 9 | 19.011 | | | | | | | | | | |
| 5 | 28 | 19.221 | | | | | | | | | | |
| 6 | 8 | 19.244 | | | | | | | | | | |
| 7 | 27 | 19.283 | | | | | | | | | | |
| 8 | 18 | 19.360 | | | | | | | | | | |
| 9 | 37 | 19.365 | | | | | | | | | | |
| 10 | 20 | 19.375 | | | | | | | | | | |
| 11 | 11 | 19.435 | | | | | | | | | | |
| 12 | 16 | 19.913 | | | | | | | | | | |



CHP.IDF. Minime

Minime

Libres 2 (I2)

Analyse des tours

Pour information, sans valeur officielle

| Tours | Secteur 1 | Secteur 2 | Secteur 3 | Temps au tour |
|------------------------|-----------|-----------|-----------|---------------|
| N°8 SPIRGEL Tom | | | | |
| 1 | 21.997 | | | 1:06.190 |
| 2 | 20.150 | | | 1:02.014 |
| 3 | 19.519 | | | 1:12.921 |
| 4 | 19.749 | | | 1:01.653 |
| 5 | 19.449 | | | 1:01.342 |
| 6 | 19.515 | | | 1:03.050 |
| 7 | 19.304 | | | 1:01.177 |
| 8 | 19.244 | | | 1:01.352 |

| | | | | |
|--------------------------|--------|--|--|----------|
| N°9 BAZIRET Louis | | | | |
| 1 | 22.565 | | | 1:05.603 |
| 2 | 19.750 | | | 1:01.645 |
| 3 | 19.503 | | | 1:01.286 |
| 4 | 19.164 | | | 1:00.634 |
| 5 | 19.534 | | | 1:01.212 |
| 6 | 19.028 | | | 1:00.397 |
| 7 | 19.011 | | | 1:00.376 |
| 8 | 19.355 | | | 1:00.864 |

| | | | | |
|----------------------------|--------|--|--|----------|
| N°11 MACCHIONI Luca | | | | |
| 1 | 22.056 | | | 1:05.953 |
| 2 | 19.889 | | | 1:05.333 |
| 3 | 19.942 | | | 1:02.888 |
| 4 | 19.934 | | | 1:03.290 |
| 5 | 20.044 | | | 1:03.915 |
| 6 | 19.976 | | | 1:04.278 |
| 7 | 19.647 | | | 1:02.185 |
| 8 | 19.435 | | | 1:02.177 |

| | | | | |
|------------------------------|--------|--|--|----------|
| N°16 SALEILLES Romain | | | | |
| 1 | 22.911 | | | 1:07.501 |
| 2 | 20.899 | | | 1:03.944 |
| 3 | 20.005 | | | 1:05.899 |
| 4 | 19.913 | | | 1:03.277 |
| 5 | 20.017 | | | 1:03.824 |
| 6 | 19.974 | | | 1:13.547 |
| 7 | 20.342 | | | 1:04.201 |

| | | | | |
|---------------------------------|--------|--|--|----------|
| N°18 ROLLAND ROBLES Nils | | | | |
| 1 | 22.139 | | | 1:05.974 |
| 2 | 20.126 | | | 1:03.711 |
| 3 | 19.814 | | | 1:02.717 |
| 4 | 19.637 | | | 1:02.697 |
| 5 | 19.511 | | | 1:03.272 |
| 6 | 20.241 | | | 1:03.360 |
| 7 | 19.360 | | | 1:02.023 |
| 8 | 19.374 | | | 1:01.640 |

| | | | | |
|---------------------------|--------|--|--|----------|
| N°20 ESTEVES Pablo | | | | |
| 1 | 22.553 | | | 1:06.035 |
| 2 | 20.759 | | | 1:03.212 |
| 3 | 19.588 | | | 1:02.246 |
| 4 | 19.739 | | | 1:02.109 |
| 5 | 19.986 | | | 1:02.850 |
| 6 | 19.724 | | | 1:02.888 |
| 7 | 19.375 | | | 1:02.061 |
| 8 | 19.917 | | | 1:01.744 |

| | | | | |
|-----------------------------------|--------|--|--|----------|
| N°21 NABTI-VIENNET Raphael | | | | |
| 1 | 21.635 | | | 1:03.779 |
| 2 | 19.214 | | | 1:00.414 |
| 3 | 19.105 | | | 1:00.251 |

| Tours | Secteur 1 | Secteur 2 | Secteur 3 | Temps au tour |
|-------|-----------|-----------|-----------|---------------|
| 4 | 19.241 | | | 1:01.141 |
| 5 | 19.329 | | | 1:00.756 |
| 6 | 19.086 | | | 1:00.490 |
| 7 | 18.904 | | | 1:00.153 |
| 8 | 19.087 | | | 1:00.184 |

| | | | | |
|---------------------------|--------|--|--|----------|
| N°27 PIAUD Clement | | | | |
| 1 | 21.783 | | | 1:05.812 |
| 2 | 20.699 | | | 1:04.545 |
| 3 | 19.681 | | | 1:02.426 |
| 4 | 19.359 | | | 1:01.629 |
| 5 | 19.303 | | | 1:01.598 |
| 6 | 19.754 | | | 1:01.897 |
| 7 | 19.640 | | | 1:01.739 |
| 8 | 19.283 | | | 1:01.593 |

| | | | | |
|--------------------------|--------|--|--|----------|
| N°28 DOUCET Robin | | | | |
| 1 | 21.771 | | | 1:04.505 |
| 2 | 19.689 | | | 1:01.438 |
| 3 | 19.621 | | | 1:01.561 |
| 4 | 19.346 | | | 1:00.926 |
| 5 | 19.474 | | | 1:01.250 |
| 6 | 19.231 | | | 1:00.911 |
| 7 | 19.221 | | | 1:00.878 |
| 8 | 19.282 | | | 1:00.910 |

| | | | | |
|------------------------------|--------|--|--|----------|
| N°30 LE MARCHAND Mael | | | | |
| 1 | 20.632 | | | 1:02.463 |
| 2 | 19.129 | | | 1:00.487 |
| 3 | 19.171 | | | 1:00.511 |
| 4 | 21.267 | | | 1:02.881 |
| 5 | 19.225 | | | 1:01.430 |
| 6 | 19.006 | | | 1:00.238 |
| 7 | 18.874 | | | 59.901 |
| 8 | 19.242 | | | 1:00.183 |

| | | | | |
|------------------------------|--------|--|--|----------|
| N°37 LAMIRAULT Pierre | | | | |
| 1 | 22.272 | | | 1:06.789 |
| 2 | 20.396 | | | 1:03.030 |
| 3 | 19.858 | | | 1:02.431 |
| 4 | 19.414 | | | 1:02.209 |
| 5 | 19.438 | | | 1:02.470 |
| 6 | 19.736 | | | 1:02.233 |
| 7 | 19.908 | | | 1:02.021 |
| 8 | 19.365 | | | 1:01.456 |

| | | | | |
|-----------------------------|--------|--|--|----------|
| N°88 BIENAIME Elouan | | | | |
| 1 | 20.556 | | | 1:02.159 |
| 2 | 18.930 | | | 1:00.815 |
| 3 | 18.862 | | | 1:02.950 |
| 4 | 18.877 | | | 1:00.426 |
| 5 | 19.011 | | | 1:00.832 |
| 6 | 18.904 | | | 1:00.079 |
| 7 | 19.119 | | | 1:00.261 |
| 8 | 18.811 | | | 59.808 |



CHP.IDF. Minime

Document 2

Minime

Libres 3 (I3)

Résultats

Sous réserve du contrôle technique ou d'incidents d'ordre sportif

| Clt | N° | Pilote | Chassis | Club | Secteur 1 | Secteur 2 | Secteur 3 | Temps | Ecart | Interv. | Tour |
|-----|----|-----------------------|----------|---------------|-----------|-----------|-----------|-----------------|-------|---------|------|
| 1 | 88 | BIENAIME Elouan | KR | Rosny 93 | 18.679 | 19.582 | 21.215 | 59.476 | | | 5 |
| 2 | 21 | NABTI-VIENNET Raphael | | Brétigny | 18.799 | 19.558 | 21.245 | 59.602 | 0.126 | 0.126 | 6 |
| 3 | 9 | BAZIRET Louis | Parolin | Angerville | 18.884 | 19.597 | 21.241 | 59.722 | 0.246 | 0.120 | 6 |
| 4 | 30 | LE MARCHAND Mael | KR | Rouen76 | 18.798 | 19.699 | 21.385 | 59.882 | 0.406 | 0.160 | 4 |
| 5 | 8 | SPIRGEL Tom | Birel | Rosny 93 | 19.078 | 19.979 | 21.386 | 1:00.443 | 0.967 | 0.561 | 8 |
| 6 | 28 | DOUCET Robin | Parolin | Salbris | 19.282 | 19.870 | 21.661 | 1:00.813 | 1.337 | 0.370 | 3 |
| 7 | 27 | PIAUD Clement | Top Kart | Chatellerault | 19.485 | 19.964 | 21.867 | 1:01.316 | 1.840 | 0.503 | 4 |
| 8 | 18 | ROLLAND ROBLES Nils | Birel | Mantes | 19.360 | 20.214 | 21.848 | 1:01.422 | 1.946 | 0.106 | 6 |
| 9 | 37 | LAMIRAULT Pierre | Birel | Val de Loire | 19.388 | 20.222 | 22.132 | 1:01.742 | 2.266 | 0.320 | 6 |
| 10 | 20 | ESTEVES Pablo | Energy | Beltoise | 19.247 | 20.043 | 22.455 | 1:01.745 | 2.269 | 0.003 | 8 |
| 11 | 16 | SALEILLES Romain | Energy | Beltoise | 19.368 | 20.408 | 22.088 | 1:01.864 | 2.388 | 0.119 | 8 |
| 12 | 11 | MACCHIONI Luca | Tony | Angerville | 19.451 | 20.315 | 22.142 | 1:01.908 | 2.432 | 0.044 | 5 |



CHP.IDF. Minime

Minime

Libres 3 (I3)

Pour information, sans valeur officielle

Best Sectors Analysis

| S1 | | | S2 | | | S3 | | | Ideal Lap Times | | | | | |
|-----|----|--------|-----|----|--------|-----|----|--------|-----------------|-----------|-----------------------|----------|----------|-------|
| Clt | N° | Temps | Clt | N° | Temps | Clt | N° | Temps | p-l | Ideal Lap | Best Lap | Diff. | | |
| 1 | 88 | 18.649 | 1 | 21 | 19.558 | 1 | 21 | 21.162 | 1 | 88 | BIENAIME Elouan | 59.446 | 59.476 | 0.030 |
| 2 | 30 | 18.798 | 2 | 88 | 19.582 | 2 | 88 | 21.215 | 2 | 21 | NABTI-VIENNET Raphael | 59.519 | 59.602 | 0.083 |
| 3 | 21 | 18.799 | 3 | 9 | 19.597 | 3 | 9 | 21.216 | 3 | 9 | BAZIRET Louis | 59.658 | 59.722 | 0.064 |
| 4 | 9 | 18.845 | 4 | 30 | 19.699 | 4 | 30 | 21.231 | 4 | 30 | LE MARCHAND Mael | 59.728 | 59.882 | 0.154 |
| 5 | 8 | 19.078 | 5 | 28 | 19.870 | 5 | 8 | 21.386 | 5 | 8 | SPIRGEL Tom | 1:00.347 | 1:00.443 | 0.096 |
| 6 | 28 | 19.182 | 6 | 8 | 19.883 | 6 | 28 | 21.593 | 6 | 28 | DOUCET Robin | 1:00.645 | 1:00.813 | 0.168 |
| 7 | 20 | 19.247 | 7 | 27 | 19.891 | 7 | 37 | 21.681 | 7 | 27 | PIAUD Clement | 1:00.865 | 1:01.316 | 0.451 |
| 8 | 27 | 19.274 | 8 | 20 | 19.942 | 8 | 27 | 21.700 | 8 | 37 | LAMIRAULT Pierre | 1:01.069 | 1:01.742 | 0.673 |
| 9 | 18 | 19.275 | 9 | 37 | 20.079 | 9 | 18 | 21.837 | 9 | 20 | ESTEVEES Pablo | 1:01.092 | 1:01.745 | 0.653 |
| 10 | 37 | 19.309 | 10 | 16 | 20.167 | 10 | 20 | 21.903 | 10 | 18 | ROLLAND ROBLES Nils | 1:01.326 | 1:01.422 | 0.096 |
| 11 | 11 | 19.339 | 11 | 11 | 20.206 | 11 | 16 | 22.088 | 11 | 16 | SALEILLES Romain | 1:01.623 | 1:01.864 | 0.241 |
| 12 | 16 | 19.368 | 12 | 18 | 20.214 | 12 | 11 | 22.142 | 12 | 11 | MACCHIONI Luca | 1:01.687 | 1:01.908 | 0.221 |



CHP.IDF. Minime

Minime

Libres 3 (I3)

Analyse des tours

Pour information, sans valeur officielle

| Tours | Secteur 1 | Secteur 2 | Secteur 3 | Temps au tour |
|-----------------------------------|-----------|-----------|-----------|---------------|
| N°8 SPIRGEL Tom | | | | |
| 1 | 22.725 | 23.053 | 24.957 | 1:10.735 |
| 2 | 22.033 | 22.471 | 25.048 | 1:09.552 |
| 3 | 22.393 | 21.683 | 23.227 | 1:07.303 |
| 4 | 20.770 | 22.315 | 23.934 | 1:07.019 |
| 5 | 20.119 | 20.550 | 22.121 | 1:02.790 |
| 6 | 19.178 | 19.963 | 21.444 | 1:00.585 |
| 7 | 19.090 | 19.883 | 21.496 | 1:00.469 |
| 8 | 19.078 | 19.979 | 21.386 | 1:00.443 |
| N°9 BAZIRET Louis | | | | |
| 1 | 22.819 | 20.595 | 21.717 | 1:05.131 |
| 2 | 19.647 | 20.150 | 21.447 | 1:01.244 |
| 3 | 19.245 | 19.984 | 21.381 | 1:00.610 |
| 4 | 18.985 | 20.080 | 21.254 | 1:00.319 |
| 5 | 19.110 | 19.664 | 21.216 | 59.990 |
| 6 | 18.884 | 19.597 | 21.241 | 59.722 |
| 7 | 19.050 | 19.671 | 21.281 | 1:00.002 |
| 8 | 18.845 | 19.869 | 21.543 | 1:00.257 |
| 9 | 19.149 | 20.353 | 21.776 | 1:01.278 |
| N°11 MACCHIONI Luca | | | | |
| 1 | 21.907 | 21.199 | 22.655 | 1:05.761 |
| 2 | 19.703 | 20.682 | 23.151 | 1:03.536 |
| 3 | 20.166 | 20.362 | 22.211 | 1:02.739 |
| 4 | 20.125 | 20.617 | 22.365 | 1:03.107 |
| 5 | 19.451 | 20.315 | 22.142 | 1:01.908 |
| 6 | 19.376 | 20.206 | 22.507 | 1:02.089 |
| 7 | 19.339 | 20.349 | 22.313 | 1:02.001 |
| 8 | 19.428 | 20.328 | 22.309 | 1:02.065 |
| N°16 SALEILLES Romain | | | | |
| 1 | 22.709 | 21.030 | 22.274 | 1:06.013 |
| 2 | 19.599 | 20.642 | 22.982 | 1:03.223 |
| 3 | 19.697 | 20.525 | 22.317 | 1:02.539 |
| 4 | 19.570 | 20.695 | 22.323 | 1:02.588 |
| 5 | 19.459 | 20.167 | 22.273 | 1:01.899 |
| 6 | 19.559 | 20.314 | 22.369 | 1:02.242 |
| 7 | 19.596 | 20.436 | 22.289 | 1:02.321 |
| 8 | 19.368 | 20.408 | 22.088 | 1:01.864 |
| N°18 ROLLAND ROBLES Nils | | | | |
| 1 | 21.563 | 20.444 | 21.930 | 1:03.937 |
| 2 | 19.562 | 20.570 | 21.907 | 1:02.039 |
| 3 | 19.819 | 21.773 | 22.421 | 1:04.013 |
| 4 | 19.662 | 28.890 | 22.360 | 1:10.912 |
| 5 | 19.540 | 20.317 | 21.837 | 1:01.694 |
| 6 | 19.360 | 20.214 | 21.848 | 1:01.422 |
| 7 | 19.463 | 20.503 | 22.057 | 1:02.023 |
| 8 | 19.275 | 20.424 | 22.113 | 1:01.812 |
| N°20 ESTEVES Pablo | | | | |
| 1 | 22.401 | 20.783 | 21.903 | 1:05.087 |
| 2 | 19.703 | 20.374 | 21.918 | 1:01.995 |
| 3 | 20.179 | 21.207 | 22.234 | 1:03.620 |
| 4 | 20.211 | 21.130 | 22.272 | 1:03.613 |
| 5 | 19.532 | 20.249 | 22.374 | 1:02.155 |
| 6 | 19.688 | 19.942 | 22.454 | 1:02.084 |
| 7 | 19.334 | 20.870 | 22.483 | 1:02.687 |
| 8 | 19.247 | 20.043 | 22.455 | 1:01.745 |
| N°21 NABTI-VIENNET Raphael | | | | |
| 1 | 21.940 | 20.381 | 21.494 | 1:03.815 |

| Tours | Secteur 1 | Secteur 2 | Secteur 3 | Temps au tour |
|------------------------------|-----------|-----------|-----------|---------------|
| 2 | 18.982 | 20.389 | 21.225 | 1:00.596 |
| 3 | 19.289 | 19.946 | 21.162 | 1:00.397 |
| 4 | 18.942 | 19.683 | 21.328 | 59.953 |
| 5 | 18.802 | 19.737 | 21.368 | 59.907 |
| 6 | 18.799 | 19.558 | 21.245 | 59.602 |
| 7 | 18.974 | 19.642 | 21.320 | 59.936 |
| 8 | 18.851 | 20.062 | 21.704 | 1:00.617 |
| 9 | 19.388 | 20.635 | 21.698 | 1:01.721 |
| N°27 PIAUD Clement | | | | |
| 1 | 21.704 | 20.433 | 21.700 | 1:03.837 |
| 2 | 19.675 | 20.771 | 21.918 | 1:02.364 |
| 3 | 19.351 | 20.339 | 22.058 | 1:01.748 |
| 4 | 19.485 | 19.964 | 21.867 | 1:01.316 |
| 5 | 19.274 | 19.891 | 25.358 | 1:04.523 |
| 6 | 19.705 | 20.056 | 21.796 | 1:01.557 |
| 7 | 19.569 | 21.310 | 21.941 | 1:02.820 |
| 8 | 19.320 | 20.081 | 22.834 | 1:02.235 |
| N°28 DOUCET Robin | | | | |
| 1 | 21.349 | 20.608 | 26.450 | 1:08.407 |
| 2 | 19.604 | 20.059 | 21.593 | 1:01.256 |
| 3 | 19.282 | 19.870 | 21.661 | 1:00.813 |
| 4 | 19.419 | 20.314 | 21.792 | 1:01.525 |
| 5 | 19.265 | 20.020 | 21.635 | 1:00.920 |
| 6 | 19.236 | 19.966 | 22.131 | 1:01.333 |
| 7 | 19.182 | 21.591 | 22.421 | 1:03.194 |
| 8 | 19.246 | 19.945 | 23.357 | 1:02.548 |
| N°30 LE MARCHAND Mael | | | | |
| 1 | 20.501 | 19.819 | 21.483 | 1:01.803 |
| 2 | 18.966 | 19.881 | 21.357 | 1:00.204 |
| 3 | 18.804 | 19.701 | 21.402 | 59.907 |
| 4 | 18.798 | 19.699 | 21.385 | 59.882 |
| 5 | 18.844 | 19.823 | 21.403 | 1:00.070 |
| 6 | 19.486 | 19.777 | 21.402 | 1:00.665 |
| 7 | 22.427 | 19.752 | 21.231 | 1:03.410 |
| 8 | 18.813 | 20.078 | 21.615 | 1:00.506 |
| 9 | 19.514 | 19.943 | 21.703 | 1:01.160 |
| N°37 LAMIRALT Pierre | | | | |
| 1 | 21.883 | 20.546 | 21.681 | 1:04.110 |
| 2 | 19.779 | 21.534 | 21.805 | 1:03.118 |
| 3 | 19.449 | 20.482 | 22.132 | 1:02.063 |
| 4 | 20.263 | 20.662 | 22.388 | 1:03.313 |
| 5 | 19.419 | 20.331 | 22.220 | 1:01.970 |
| 6 | 19.388 | 20.222 | 22.132 | 1:01.742 |
| 7 | 19.498 | 21.328 | 22.069 | 1:02.895 |
| 8 | 19.309 | 20.079 | 22.738 | 1:02.126 |
| N°88 BIENAIME Elouan | | | | |
| 1 | 20.941 | 19.850 | 22.007 | 1:02.798 |
| 2 | 19.270 | 19.971 | 21.221 | 1:00.462 |
| 3 | 18.649 | 19.618 | 21.310 | 59.577 |
| 4 | 19.762 | 19.788 | 21.253 | 1:00.803 |
| 5 | 18.679 | 19.582 | 21.215 | 59.476 |
| 6 | 19.579 | 19.976 | 21.426 | 1:00.981 |
| 7 | 18.782 | 19.801 | 21.274 | 59.857 |
| 8 | 18.701 | 19.612 | 21.286 | 59.599 |
| 9 | 18.729 | 19.632 | 21.273 | 59.634 |



Minime

CHP.IDF. Minime

Libres 4 (I4)

Résultats

Sous réserve du contrôle technique ou d'incidents d'ordre sportif

| Clt | N° | Pilote | Chassis | Club | Secteur 1 | Secteur 2 | Secteur 3 | Temps | Ecart | Interv. | Tour |
|-----|----|-----------------------|----------|---------------|-----------|-----------|-----------|-----------------|-------|---------|------|
| 1 | 88 | BIENAIME Elouan | KR | Rosny 93 | 18.472 | 19.377 | 21.166 | 59.015 | | | 5 |
| 2 | 30 | LE MARCHAND Mael | KR | Rouen76 | 18.673 | 19.544 | 21.144 | 59.361 | 0.346 | 0.346 | 2 |
| 3 | 21 | NABTI-VIENNET Raphael | | Brétigny | 18.854 | 19.437 | 21.183 | 59.474 | 0.459 | 0.113 | 3 |
| 4 | 9 | BAZIRET Louis | Parolin | Angerville | 18.952 | 19.804 | 21.288 | 1:00.044 | 1.029 | 0.570 | 5 |
| 5 | 8 | SPIRGEL Tom | Birel | Rosny 93 | 18.989 | 19.729 | 21.467 | 1:00.185 | 1.170 | 0.141 | 6 |
| 6 | 27 | PIAUD Clement | Top Kart | Chatellerault | 19.147 | 19.792 | 21.518 | 1:00.457 | 1.442 | 0.272 | 5 |
| 7 | 28 | DOUCET Robin | Parolin | Salbris | 19.071 | 19.809 | 21.616 | 1:00.496 | 1.481 | 0.039 | 7 |
| 8 | 18 | ROLLAND ROBLES Nils | Birel | Mantes | 19.203 | 19.999 | 21.907 | 1:01.109 | 2.094 | 0.613 | 2 |
| 9 | 20 | ESTEVEES Pablo | Energy | Beltoise | 19.249 | 20.079 | 21.812 | 1:01.140 | 2.125 | 0.031 | 5 |
| 10 | 37 | LAMIRAUPT Pierre | Birel | Val de Loire | 19.038 | 19.946 | 22.175 | 1:01.159 | 2.144 | 0.019 | 6 |
| 11 | 16 | SAEILLES Romain | Energy | Beltoise | 19.283 | 19.942 | 22.036 | 1:01.261 | 2.246 | 0.102 | 5 |
| 12 | 11 | MACCHIONI Luca | Tony | Angerville | 19.700 | 20.375 | 21.985 | 1:02.060 | 3.045 | 0.799 | 3 |



CHP.IDF. Minime

Minime

Libres 4 (I4)

Pour information, sans valeur officielle

Best Sectors Analysis

| S1 | | | S2 | | | S3 | | | Ideal Lap Times | | | | | |
|-----|----|--------|-----|----|--------|-----|----|--------|-----------------|-----------|-----------------------|----------|----------|-------|
| Clt | N° | Temps | Clt | N° | Temps | Clt | N° | Temps | p-l | Ideal Lap | Best Lap | Diff. | | |
| 1 | 88 | 18.472 | 1 | 88 | 19.332 | 1 | 21 | 21.085 | 1 | 88 | BIENAIME Elouan | 58.901 | 59.015 | 0.114 |
| 2 | 30 | 18.673 | 2 | 21 | 19.437 | 2 | 88 | 21.097 | 2 | 21 | NABTI-VIENNET Raphael | 59.246 | 59.474 | 0.228 |
| 3 | 21 | 18.724 | 3 | 30 | 19.544 | 3 | 30 | 21.144 | 3 | 30 | LE MARCHAND Mael | 59.361 | 59.361 | |
| 4 | 9 | 18.821 | 4 | 8 | 19.675 | 4 | 18 | 21.250 | 4 | 9 | BAZIRET Louis | 59.839 | 1:00.044 | 0.205 |
| 5 | 8 | 18.900 | 5 | 27 | 19.680 | 5 | 9 | 21.286 | 5 | 8 | SPIRGEL Tom | 59.909 | 1:00.185 | 0.276 |
| 6 | 27 | 18.964 | 6 | 9 | 19.732 | 6 | 8 | 21.334 | 6 | 27 | PIAUD Clement | 1:00.158 | 1:00.457 | 0.299 |
| 7 | 37 | 19.038 | 7 | 28 | 19.809 | 7 | 37 | 21.455 | 7 | 28 | DOUCET Robin | 1:00.419 | 1:00.496 | 0.077 |
| 8 | 28 | 19.071 | 8 | 37 | 19.936 | 8 | 27 | 21.514 | 8 | 37 | LAMIRALT Pierre | 1:00.429 | 1:01.159 | 0.730 |
| 9 | 18 | 19.203 | 9 | 16 | 19.939 | 9 | 28 | 21.539 | 9 | 18 | ROLLAND ROBLES Nils | 1:00.452 | 1:01.109 | 0.657 |
| 10 | 20 | 19.228 | 10 | 18 | 19.999 | 10 | 20 | 21.660 | 10 | 20 | ESTEVEES Pablo | 1:00.892 | 1:01.140 | 0.248 |
| 11 | 16 | 19.283 | 11 | 20 | 20.004 | 11 | 16 | 21.761 | 11 | 16 | SAELLES Romain | 1:00.983 | 1:01.261 | 0.278 |
| 12 | 11 | 19.700 | 12 | 11 | 20.375 | 12 | 11 | 21.985 | 12 | 11 | MACCHIONI Luca | 1:02.060 | 1:02.060 | |



CHP.IDF. Minime

Minime

Libres 4 (I4)

Analyse des tours

Pour information, sans valeur officielle

| Tours | Secteur 1 | Secteur 2 | Secteur 3 | Temps au tour |
|------------------------|-----------|-----------|-----------|---------------|
| N°8 SPIRGEL Tom | | | | |
| 1 | 20.597 | 20.106 | 21.568 | 1:02.271 |
| 2 | 19.107 | 19.882 | 21.343 | 1:00.332 |
| 3 | 19.164 | 19.817 | 21.436 | 1:00.417 |
| 4 | 19.253 | 19.800 | 21.402 | 1:00.455 |
| 5 | 19.203 | 19.675 | 21.334 | 1:00.212 |
| 6 | 18.989 | 19.729 | 21.467 | 1:00.185 |
| 7 | 18.900 | 19.978 | 21.534 | 1:00.412 |
| 8 | 18.919 | 19.837 | 21.450 | 1:00.206 |

| Tours | Secteur 1 | Secteur 2 | Secteur 3 | Temps au tour |
|--------------------------|-----------|-----------|-----------|---------------|
| N°9 BAZIRET Louis | | | | |
| 1 | 20.002 | 19.787 | 21.286 | 1:01.075 |
| 2 | 19.057 | 19.994 | 21.543 | 1:00.594 |
| 3 | 19.012 | 19.783 | 21.315 | 1:00.110 |
| 4 | 19.099 | 19.732 | 21.452 | 1:00.283 |
| 5 | 18.952 | 19.804 | 21.288 | 1:00.044 |
| 6 | 18.921 | 19.919 | 21.498 | 1:00.338 |
| 7 | 18.909 | 19.792 | 21.457 | 1:00.158 |
| 8 | 18.821 | 19.892 | 21.475 | 1:00.188 |

| Tours | Secteur 1 | Secteur 2 | Secteur 3 | Temps au tour |
|----------------------------|-----------|-----------|-----------|---------------|
| N°11 MACCHIONI Luca | | | | |
| 1 | 27.685 | 21.517 | 44.054 | 1:33.256 |
| 2 | 20.350 | 20.694 | 22.432 | 1:03.476 |
| 3 | 19.700 | 20.375 | 21.985 | 1:02.060 |

| Tours | Secteur 1 | Secteur 2 | Secteur 3 | Temps au tour |
|------------------------------|-----------|-----------|-----------|---------------|
| N°16 SALEILLES Romain | | | | |
| 1 | 20.935 | 20.358 | 21.761 | 1:03.054 |
| 2 | 19.312 | 20.077 | 22.449 | 1:01.838 |
| 3 | 19.302 | 20.136 | 22.092 | 1:01.530 |
| 4 | 20.227 | 19.939 | 22.029 | 1:02.195 |
| 5 | 19.283 | 19.942 | 22.036 | 1:01.261 |
| 6 | 19.552 | 20.177 | 22.355 | 1:02.084 |
| 7 | 19.666 | 20.256 | 22.400 | 1:02.322 |
| 8 | 19.620 | 20.453 | 22.478 | 1:02.551 |

| Tours | Secteur 1 | Secteur 2 | Secteur 3 | Temps au tour |
|---------------------------------|-----------|-----------|-----------|---------------|
| N°18 ROLLAND ROBLES Nils | | | | |
| 1 | 20.860 | 20.623 | 21.250 | 1:02.733 |
| 2 | 19.203 | 19.999 | 21.907 | 1:01.109 |

| Tours | Secteur 1 | Secteur 2 | Secteur 3 | Temps au tour |
|---------------------------|-----------|-----------|-----------|---------------|
| N°20 ESTEVES Pablo | | | | |
| 1 | 22.406 | 20.638 | 21.963 | 1:05.007 |
| 2 | 19.766 | 20.004 | 21.660 | 1:01.430 |
| 3 | 19.445 | 20.112 | 21.899 | 1:01.456 |
| 4 | 19.330 | 20.146 | 21.776 | 1:01.252 |
| 5 | 19.249 | 20.079 | 21.812 | 1:01.140 |
| 6 | 19.228 | 20.130 | 21.829 | 1:01.187 |
| 7 | 19.301 | 20.156 | 22.023 | 1:01.480 |

| Tours | Secteur 1 | Secteur 2 | Secteur 3 | Temps au tour |
|-----------------------------------|-----------|-----------|-----------|---------------|
| N°21 NABTI-VIENNET Raphael | | | | |
| 1 | 20.072 | 19.857 | 21.085 | 1:01.014 |
| 2 | 18.890 | 19.923 | 21.291 | 1:00.104 |
| 3 | 18.854 | 19.437 | 21.183 | 59.474 |
| 4 | 18.724 | 19.625 | 21.342 | 59.691 |
| 5 | 18.824 | 19.448 | 21.348 | 59.620 |
| 6 | 18.724 | 19.617 | 21.456 | 59.797 |

| Tours | Secteur 1 | Secteur 2 | Secteur 3 | Temps au tour |
|---------------------------|-----------|-----------|-----------|---------------|
| N°27 PIAUD Clement | | | | |
| 1 | 20.554 | 20.281 | 22.138 | 1:02.973 |
| 2 | 19.464 | 20.040 | 21.514 | 1:01.018 |
| 3 | 19.475 | 19.680 | 21.649 | 1:00.804 |
| 4 | 19.067 | 19.814 | 21.917 | 1:00.798 |
| 5 | 19.147 | 19.792 | 21.518 | 1:00.457 |
| 6 | 19.453 | 19.915 | 21.834 | 1:01.202 |
| 7 | 19.235 | 19.925 | 21.793 | 1:00.953 |

| Tours | Secteur 1 | Secteur 2 | Secteur 3 | Temps au tour |
|--------------------------|-----------|-----------|-----------|---------------|
| 8 | 18.964 | 19.906 | 21.800 | 1:00.670 |
| N°28 DOUCET Robin | | | | |
| 1 | 20.181 | 20.041 | 21.539 | 1:01.761 |
| 2 | 19.335 | 19.886 | 21.574 | 1:00.795 |
| 3 | 19.261 | 19.910 | 21.647 | 1:00.818 |
| 4 | 19.277 | 20.006 | 21.632 | 1:00.915 |
| 5 | 19.225 | 19.948 | 21.623 | 1:00.796 |
| 6 | 19.254 | 19.818 | 21.598 | 1:00.670 |
| 7 | 19.071 | 19.809 | 21.616 | 1:00.496 |

| Tours | Secteur 1 | Secteur 2 | Secteur 3 | Temps au tour |
|------------------------------|-----------|-----------|-----------|---------------|
| N°30 LE MARCHAND Mael | | | | |
| 1 | 20.027 | 20.103 | 21.253 | 1:01.383 |
| 2 | 18.673 | 19.544 | 21.144 | 59.361 |
| 3 | 19.084 | 19.787 | 21.389 | 1:00.260 |
| 4 | 18.786 | 19.632 | 21.420 | 59.838 |
| 5 | 18.720 | 19.567 | 21.385 | 59.672 |
| 6 | 18.738 | 19.604 | 21.505 | 59.847 |
| 7 | 18.744 | 19.601 | 21.536 | 59.881 |
| 8 | 18.816 | 19.637 | 21.726 | 1:00.179 |

| Tours | Secteur 1 | Secteur 2 | Secteur 3 | Temps au tour |
|-----------------------------|-----------|-----------|-----------|---------------|
| N°37 LAMIRAUT Pierre | | | | |
| 1 | 20.571 | 20.318 | 21.455 | 1:02.344 |
| 2 | 19.412 | 20.190 | 21.731 | 1:01.333 |
| 3 | 19.230 | 19.976 | 22.090 | 1:01.296 |
| 4 | 19.269 | 20.060 | 22.744 | 1:02.073 |
| 5 | 20.239 | 19.947 | 21.767 | 1:01.953 |
| 6 | 19.038 | 19.946 | 22.175 | 1:01.159 |
| 7 | 19.264 | 19.936 | 22.068 | 1:01.268 |

| Tours | Secteur 1 | Secteur 2 | Secteur 3 | Temps au tour |
|-----------------------------|-----------|-----------|-----------|---------------|
| N°88 BIENAIME Elouan | | | | |
| 1 | 19.912 | 19.530 | 21.147 | 1:00.589 |
| 2 | 18.648 | 19.332 | 21.150 | 59.130 |
| 3 | 18.565 | 19.340 | 21.346 | 59.251 |
| 4 | 18.545 | 19.404 | 21.097 | 59.046 |
| 5 | 18.472 | 19.377 | 21.166 | 59.015 |
| 6 | 19.211 | 19.466 | 21.361 | 1:00.038 |
| 7 | 18.489 | 19.450 | 21.313 | 59.252 |
| 8 | 18.617 | 19.416 | 21.256 | 59.289 |



CHP.IDF. Minime

Document 4.1 OFFICIEL

Minime

Chrono (ch)

Sous réserve du contrôle technique ou d'incidents d'ordre sportif

Résultats

| Clt | N° | Pilote | Chassis | Club | Secteur 1 | Secteur 2 | Secteur 3 | Temps | Ecart | Interv. | Tour |
|-----|----|-----------------------|----------|---------------|-----------|-----------|-----------|-----------------|-------|---------|------|
| 1 | 88 | BIENAIME Elouan | KR | Rosny 93 | 18.693 | 19.423 | 21.460 | 59.576 | | | 8 |
| 2 | 8 | SPIRGEL Tom | Birel | Rosny 93 | 18.971 | 19.567 | 21.259 | 59.797 | 0.221 | 0.221 | 8 |
| 3 | 30 | LE MARCHAND Mael | KR | Rouen76 | 18.789 | 19.605 | 21.454 | 59.848 | 0.272 | 0.051 | 8 |
| 4 | 9 | BAZIRET Louis | Parolin | Angerville | 18.877 | 19.652 | 21.522 | 1:00.051 | 0.475 | 0.203 | 7 |
| 5 | 28 | DOUCET Robin | Parolin | Salbris | 19.109 | 19.731 | 21.372 | 1:00.212 | 0.636 | 0.161 | 6 |
| 6 | 27 | PIAUD Clement | Top Kart | Chatellerault | 18.959 | 19.738 | 21.588 | 1:00.285 | 0.709 | 0.073 | 7 |
| 7 | 37 | LAMIRAULT Pierre | Birel | Val de Loire | 19.272 | 19.842 | 21.577 | 1:00.691 | 1.115 | 0.406 | 6 |
| 8 | 11 | MACCHIONI Luca | Tony | Angerville | 19.093 | 19.980 | 21.857 | 1:00.930 | 1.354 | 0.239 | 6 |
| 9 | 47 | ROLLAND ROBLES Nils | Birel | Mantes | 19.070 | 20.049 | 21.853 | 1:00.972 | 1.396 | 0.042 | 8 |
| 10 | 20 | ESTEVEES Pablo | Energy | Beltoise | 19.103 | 19.973 | 22.088 | 1:01.164 | 1.588 | 0.192 | 4 |
| 11 | 16 | SALEILLES Romain | Energy | Beltoise | 19.368 | 19.976 | 21.876 | 1:01.220 | 1.644 | 0.056 | 8 |
| 12 | 21 | NABTI-VIENNET Raphael | | Brétigny | 19.513 | 20.225 | 21.861 | 1:01.599 | 2.023 | 0.379 | 8 |

Départ : 12/09 - 15:10:50

Meilleur tour : N°88 BIENAIME Elouan

59.576 72.51 km/h

Météo : Soleil Air : 23°C Piste : Sèche



CHP.IDF. Minime

Minime

Chrono (ch)

Pour information, sans valeur officielle

Best Sectors Analysis

| S1 | | | S2 | | | S3 | | | Ideal Lap Times | | | | | |
|-----|----|--------|-----|----|--------|-----|----|--------|-----------------|-----------|-----------------------|----------|----------|-------|
| Clt | N° | Temps | Clt | N° | Temps | Clt | N° | Temps | p-l | Ideal Lap | Best Lap | Diff. | | |
| 1 | 88 | 18.672 | 1 | 88 | 19.423 | 1 | 88 | 21.200 | 1 | 88 | BIENAIME Elouan | 59.295 | 59.576 | 0.281 |
| 2 | 30 | 18.789 | 2 | 8 | 19.567 | 2 | 8 | 21.259 | 2 | 8 | SPIRGEL Tom | 59.671 | 59.797 | 0.126 |
| 3 | 8 | 18.845 | 3 | 30 | 19.605 | 3 | 9 | 21.345 | 3 | 30 | LE MARCHAND Mael | 59.765 | 59.848 | 0.083 |
| 4 | 9 | 18.861 | 4 | 9 | 19.652 | 4 | 30 | 21.371 | 4 | 9 | BAZIRET Louis | 59.858 | 1:00.051 | 0.193 |
| 5 | 27 | 18.959 | 5 | 28 | 19.688 | 5 | 28 | 21.372 | 5 | 28 | DOUCET Robin | 1:00.122 | 1:00.212 | 0.090 |
| 6 | 37 | 19.043 | 6 | 27 | 19.712 | 6 | 27 | 21.472 | 6 | 27 | PIAUD Clement | 1:00.143 | 1:00.285 | 0.142 |
| 7 | 28 | 19.062 | 7 | 37 | 19.805 | 7 | 37 | 21.539 | 7 | 37 | LAMIRAULT Pierre | 1:00.387 | 1:00.691 | 0.304 |
| 8 | 47 | 19.070 | 8 | 20 | 19.842 | 8 | 20 | 21.680 | 8 | 20 | ESTEVEES Pablo | 1:00.625 | 1:01.164 | 0.539 |
| 9 | 11 | 19.080 | 9 | 11 | 19.930 | 9 | 11 | 21.722 | 9 | 11 | MACCHIONI Luca | 1:00.732 | 1:00.930 | 0.198 |
| 10 | 20 | 19.103 | 10 | 16 | 19.976 | 10 | 47 | 21.853 | 10 | 47 | ROLLAND ROBLES Nils | 1:00.972 | 1:00.972 | |
| 11 | 16 | 19.187 | 11 | 47 | 20.049 | 11 | 21 | 21.861 | 11 | 16 | SALEILLES Romain | 1:01.032 | 1:01.220 | 0.188 |
| 12 | 21 | 19.513 | 12 | 21 | 20.094 | 12 | 16 | 21.869 | 12 | 21 | NABTI-VIENNET Raphael | 1:01.468 | 1:01.599 | 0.131 |



CHP.IDF. Minime

Minime

Chrono (ch)

Analyse des tours

Pour information, sans valeur officielle

| Tours | Secteur 1 | Secteur 2 | Secteur 3 | Temps au tour |
|-----------------------------------|-----------|-----------|-----------|---------------|
| N°8 SPIRGEL Tom | | | | |
| 1 | 23.134 | 20.315 | 21.615 | 1:05.064 |
| 2 | 19.507 | 19.771 | 21.376 | 1:00.654 |
| 3 | 19.225 | 19.620 | 21.391 | 1:00.236 |
| 4 | 18.980 | 19.760 | 21.271 | 1:00.011 |
| 5 | 19.098 | 19.653 | 21.436 | 1:00.187 |
| 6 | 19.081 | 19.622 | 21.333 | 1:00.036 |
| 7 | 18.845 | 19.713 | 21.877 | 1:00.435 |
| 8 | 18.971 | 19.567 | 21.259 | 59.797 |
| N°9 BAZIRET Louis | | | | |
| 1 | 22.251 | 20.536 | 21.539 | 1:04.326 |
| 2 | 19.295 | 19.799 | 21.478 | 1:00.572 |
| 3 | 18.935 | 19.841 | 21.345 | 1:00.121 |
| 4 | 18.861 | 20.070 | 21.440 | 1:00.371 |
| 5 | 19.018 | 19.760 | 23.788 | 1:02.566 |
| 6 | 18.879 | 19.695 | 21.509 | 1:00.083 |
| 7 | 18.877 | 19.652 | 21.522 | 1:00.051 |
| 8 | 18.990 | 19.726 | 21.618 | 1:00.334 |
| N°11 MACCHIONI Luca | | | | |
| 1 | 24.564 | 21.119 | 22.577 | 1:08.260 |
| 2 | 20.010 | 20.764 | 22.342 | 1:03.116 |
| 3 | 20.138 | 20.178 | 21.722 | 1:02.038 |
| 4 | 19.898 | 20.264 | 21.757 | 1:01.919 |
| 5 | 19.468 | 20.272 | 22.058 | 1:01.798 |
| 6 | 19.093 | 19.980 | 21.857 | 1:00.930 |
| 7 | 19.080 | 19.930 | 21.990 | 1:01.000 |
| 8 | 19.126 | 19.944 | 21.948 | 1:01.018 |
| N°16 SALEILLES Romain | | | | |
| 1 | 23.332 | 21.725 | 22.730 | 1:07.787 |
| 2 | 19.781 | 20.913 | 22.271 | 1:02.965 |
| 3 | 19.700 | 20.215 | 21.997 | 1:01.912 |
| 4 | 20.060 | 20.239 | 21.886 | 1:02.185 |
| 5 | 19.300 | 20.347 | 22.326 | 1:01.973 |
| 6 | 19.358 | 20.184 | 21.869 | 1:01.411 |
| 7 | 19.187 | 20.072 | 22.024 | 1:01.283 |
| 8 | 19.368 | 19.976 | 21.876 | 1:01.220 |
| N°20 ESTEVES Pablo | | | | |
| 1 | 24.345 | 21.464 | 22.261 | 1:08.070 |
| 2 | 19.916 | 20.161 | 22.869 | 1:02.946 |
| 3 | 21.138 | 20.151 | 21.680 | 1:02.969 |
| 4 | 19.103 | 19.973 | 22.088 | 1:01.164 |
| 5 | 19.224 | 20.172 | 21.868 | 1:01.264 |
| 6 | 19.340 | 20.075 | 21.822 | 1:01.237 |
| 7 | 19.407 | 19.842 | 21.955 | 1:01.204 |
| 8 | 19.540 | 20.099 | 21.687 | 1:01.326 |
| N°21 NABTI-VIENNET Raphael | | | | |
| 1 | 23.393 | 20.907 | 22.058 | 1:06.358 |
| 2 | 19.997 | 20.949 | 22.142 | 1:03.088 |
| 3 | 19.529 | 20.220 | 21.912 | 1:01.661 |
| 4 | 19.615 | 20.106 | 22.293 | 1:02.014 |
| 5 | 19.899 | 20.094 | 22.113 | 1:02.106 |
| 6 | 19.675 | 20.096 | 22.157 | 1:01.928 |
| 7 | 19.634 | 20.203 | 22.366 | 1:02.203 |
| 8 | 19.513 | 20.225 | 21.861 | 1:01.599 |
| N°27 PIAUD Clement | | | | |
| 1 | 22.316 | 20.154 | 21.585 | 1:04.055 |
| 2 | 19.858 | 19.717 | 21.475 | 1:01.050 |

| Tours | Secteur 1 | Secteur 2 | Secteur 3 | Temps au tour |
|---------------------------------|-----------|-----------|-----------|---------------|
| 3 | 19.851 | 19.807 | 21.481 | 1:01.139 |
| 4 | 19.165 | 19.753 | 21.766 | 1:00.684 |
| 5 | 23.322 | 19.945 | 21.472 | 1:04.739 |
| 6 | 18.986 | 19.712 | 21.613 | 1:00.311 |
| 7 | 18.959 | 19.738 | 21.588 | 1:00.285 |
| 8 | 19.082 | 19.843 | 21.611 | 1:00.536 |
| N°28 DOUCET Robin | | | | |
| 1 | 22.805 | 20.320 | 21.750 | 1:04.875 |
| 2 | 19.569 | 19.725 | 21.532 | 1:00.826 |
| 3 | 19.345 | 19.688 | 21.456 | 1:00.489 |
| 4 | 19.133 | 19.734 | 21.570 | 1:00.437 |
| 5 | 19.235 | 19.912 | 21.422 | 1:00.569 |
| 6 | 19.109 | 19.731 | 21.372 | 1:00.212 |
| 7 | 19.479 | 19.754 | 21.590 | 1:00.823 |
| 8 | 19.062 | 19.901 | 21.561 | 1:00.524 |
| N°30 LE MARCHAND Mael | | | | |
| 1 | 21.608 | 20.557 | 21.747 | 1:03.912 |
| 2 | 19.227 | 19.831 | 21.403 | 1:00.461 |
| 3 | 18.906 | 19.788 | 21.371 | 1:00.065 |
| 4 | 18.901 | 19.693 | 21.564 | 1:00.158 |
| 5 | 19.229 | 19.727 | 21.516 | 1:00.472 |
| 6 | 18.847 | 19.783 | 21.455 | 1:00.085 |
| 7 | 18.865 | 19.804 | 21.590 | 1:00.259 |
| 8 | 18.789 | 19.605 | 21.454 | 59.848 |
| N°37 LAMIRAULT Pierre | | | | |
| 1 | 23.888 | 21.103 | 22.855 | 1:07.846 |
| 2 | 20.125 | 20.233 | 22.199 | 1:02.557 |
| 3 | 19.785 | 20.877 | 22.780 | 1:03.442 |
| 4 | 19.259 | 19.805 | 22.572 | 1:01.636 |
| 5 | 20.890 | 19.972 | 21.539 | 1:02.401 |
| 6 | 19.272 | 19.842 | 21.577 | 1:00.691 |
| 7 | 20.447 | 19.913 | 22.522 | 1:02.882 |
| 8 | 19.043 | 20.124 | 21.800 | 1:00.967 |
| N°47 ROLLAND ROBLES Nils | | | | |
| 1 | 23.917 | 20.678 | 22.197 | 1:06.792 |
| 2 | 20.030 | 20.434 | 22.151 | 1:02.615 |
| 3 | 19.705 | 20.135 | 21.877 | 1:01.717 |
| 4 | 19.582 | 20.134 | 21.900 | 1:01.616 |
| 5 | 19.535 | 20.307 | 22.049 | 1:01.891 |
| 6 | 19.528 | 20.183 | 21.991 | 1:01.702 |
| 7 | 19.218 | 20.401 | 21.855 | 1:01.474 |
| 8 | 19.070 | 20.049 | 21.853 | 1:00.972 |
| N°88 BIENAIME Elouan | | | | |
| 1 | 23.281 | 20.802 | 21.542 | 1:05.625 |
| 2 | 19.294 | 19.565 | 21.350 | 1:00.209 |
| 3 | 18.943 | 19.563 | 21.200 | 59.706 |
| 4 | 18.840 | 19.476 | 21.377 | 59.693 |
| 5 | 18.804 | 19.529 | 21.584 | 59.917 |
| 6 | 18.720 | 19.497 | 21.461 | 59.678 |
| 7 | 18.672 | 19.567 | 21.395 | 59.634 |
| 8 | 18.693 | 19.423 | 21.460 | 59.576 |



CHP.IDF. Minime

Document 8.1 OFFICIEL

Minime

Manche 1 (m1)

Résultats

Sous réserve du contrôle technique ou d'incidents d'ordre sportif

| Cl. | p-l | N° | Pilote | Club | Chassis | Meilleur S1 | Meilleur S2 | Meilleur S3 | Meilleur tour | Interv. | Ecart |
|-----|----------------|----|-----------------------|--------------|----------|-------------|-------------|-------------|---------------|---------|---------|
| 1 | = | 88 | BIENAIME Elouan | Rosny 93 | KR | 18.825 | 19.660 | 21.458 | 1:00.025 | | |
| 2 | ▲ ² | 9 | BAZIRET Louis | Angerville | Parolin | 18.876 | 19.751 | 21.384 | 1:00.165 | 1.993 | 1.993 |
| 3 | ▼ ¹ | 8 | SPIRGEL Tom | Rosny 93 | Birel | 18.945 | 19.745 | 21.307 | 1:00.190 | 0.124 | 2.117 |
| 4 | ▼ ¹ | 30 | LE MARCHAND Mael | Rouen76 | KR | 18.840 | 19.642 | 21.443 | 1:00.115 | 0.104 | 2.221 |
| 5 | ▲ ¹ | 27 | PIAUD Clement | Chatelleraut | Top Kart | 18.836 | 19.544 | 21.426 | 1:00.109 | 0.212 | 2.433 |
| 6 | ▲ ⁴ | 20 | ESTEVES Pablo | Beltoise | Energy | 19.225 | 19.915 | 21.699 | 1:01.026 | 4.941 | 7.374 |
| 7 | = | 37 | LAMIRAULT Pierre | Val de Loire | Birel | 19.078 | 19.870 | 21.649 | 1:00.599 | 0.011 | 7.385 |
| 8 | ▼ ³ | 28 | DOUCET Robin | Salbris | Parolin | 19.012 | 19.800 | 21.484 | 1:00.396 | 2.495 | 9.880 |
| 9 | ▼ ¹ | 11 | MACCHIONI Luca | Angerville | Tony | 19.117 | 19.789 | 21.810 | 1:00.850 | 0.565 | 10.445 |
| 10 | ▲ ² | 21 | NABTI-VIENNET Raphael | Brétigny | | 18.903 | 19.666 | 21.435 | 1:00.267 | 3.445 | 13.890 |
| 11 | = | 16 | SALEILLES Romain | Beltoise | Energy | 19.280 | 20.097 | 22.085 | 1:01.634 | 0.043 | 13.933 |
| 12 | ▼ ³ | 47 | ROLLAND ROBLES Nils | Mantes | Birel | | | | | 6 Tours | 6 Tours |

Tête de course : N°88 BIENAIME Elouan (1-6)

Meilleur tour : N°88 BIENAIME Elouan 1:00.025 71.97 km/h

Record de l'épreuve : N°88 BIENAIME Elouan 59.576 72.51 km/h

Départ : 12/09 - 16:29:44

Météo : Soleil Air : 24°C Piste : Sèche

N°27  01:27
Tour 1



Minime

CHP.IDF. Minime

Manche 1 (m1)

Pour information, sans valeur officielle

Tableau des tours

| | 1 | 2 | 3 | 4 | 5 | 6 | 7 | 8 | 9 | 10 | 11 | 12 |
|-----------------------------|----|----------|----------|-----------|-----------|-----------|-----------|-----------|---------------|-----------|-----------|----|
| Grille | 88 | 8 | 30 | 9 | 28 | 27 | 37 | 11 | 47 | 20 | 16 | 21 |
| Départ | 88 | 8 | 30 | 9 | 27 | 37 | 11 | 16 | 20 | 21 | 28 | |
| Tour 1 <i>Intervalle</i> | 88 | 8 0.6 | 9 0.0 | 27 0.4 | 30 0.1 | 20 1.1 | 37 1.0 | 16 0.3 | 11 0.0 | 28 2.9 | 21 5.0 | |
| Tour 2 | 88 | 8 1.0 | 9 0.1 | 30 0.2 | 27 0.2 | 20 1.2 | 37 1.1 | 16 0.7 | 11 0.1 | 28 2.0 | 21 5.4 | |
| Tour 3 | 88 | 9 1.2 | 8 0.1 | 30 0.3 | 27 0.2 | 20 2.1 | 37 1.0 | 16 1.5 | 11 0.0 | 28 0.8 | 21 5.5 | |
| Tour 4 | 88 | 9 1.3 | 8 0.1 | 30 0.5 | 27 0.1 | 20 2.8 | 37 0.9 | 11 2.3 | 28 0.5 | 16 0.8 | 21 3.6 | |
| Tour 5 | 88 | 9 1.4 | 8 0.1 | 30 0.4 | 27 0.2 | 20 3.7 | 37 0.3 | 28 3.0 | 11 0.1 | 16 1.8 | 21 2.1 | |
| Tour 6 | 88 | 9 1.9 | 8 0.1 | 30 0.1 | 27 0.2 | 20 4.9 | 37 0.0 | 28 2.4 | 11 0.5 | 21 3.4 | 16 0.0 | |



Minime

CHP.IDF. Minime Manche 1 (m1) Analyse des tours

Pour information, sans valeur officielle

| Tours | Secteur 1 | Secteur 2 | Secteur 3 | Temps au tour |
|------------------------|-----------|-----------|-----------|---------------|
| N°8 SPIRGEL Tom | | | | |
| 1 | 19.831 | 20.176 | 21.583 | 1:01.590 |
| 2 | 19.371 | 19.882 | 21.572 | 1:00.825 |
| 3 | 19.058 | 20.144 | 21.307 | 1:00.509 |
| 4 | 19.060 | 19.745 | 21.385 | 1:00.190 |
| 5 | 18.947 | 19.913 | 21.377 | 1:00.237 |
| 6 | 18.945 | 19.881 | 21.677 | 1:00.503 |

| Tours | Secteur 1 | Secteur 2 | Secteur 3 | Temps au tour |
|------------------------------|-----------|-----------|-----------|---------------|
| N°30 LE MARCHAND Mael | | | | |
| 1 | 19.739 | 20.928 | 21.600 | 1:02.267 |
| 2 | 19.134 | 19.782 | 21.685 | 1:00.601 |
| 3 | 18.976 | 19.982 | 21.443 | 1:00.401 |
| 4 | 19.095 | 19.670 | 21.642 | 1:00.407 |
| 5 | 18.868 | 19.789 | 21.505 | 1:00.162 |
| 6 | 18.840 | 19.642 | 21.633 | 1:00.115 |

| | | | | |
|--------------------------|--------|--------|--------|----------|
| N°9 BAZIRET Louis | | | | |
| 1 | 20.092 | 19.974 | 21.397 | 1:01.463 |
| 2 | 19.448 | 19.939 | 21.569 | 1:00.956 |
| 3 | 19.030 | 19.751 | 21.384 | 1:00.165 |
| 4 | 18.885 | 19.852 | 21.482 | 1:00.219 |
| 5 | 18.876 | 19.761 | 21.534 | 1:00.171 |
| 6 | 18.896 | 19.966 | 21.704 | 1:00.566 |

| | | | | |
|------------------------------|--------|--------|--------|----------|
| N°37 LAMIRAULT Pierre | | | | |
| 1 | 20.475 | 21.180 | 22.313 | 1:03.968 |
| 2 | 19.405 | 19.998 | 21.801 | 1:01.204 |
| 3 | 19.176 | 20.159 | 21.727 | 1:01.062 |
| 4 | 19.225 | 19.870 | 21.824 | 1:00.919 |
| 5 | 19.078 | 19.872 | 21.649 | 1:00.599 |
| 6 | 19.147 | 20.056 | 21.740 | 1:00.943 |

| | | | | |
|----------------------------|--------|--------|--------|----------|
| N°11 MACCHIONI Luca | | | | |
| 1 | 21.471 | 20.623 | 22.141 | 1:04.235 |
| 2 | 19.520 | 20.066 | 22.151 | 1:01.737 |
| 3 | 19.574 | 20.207 | 21.952 | 1:01.733 |
| 4 | 19.556 | 20.059 | 22.017 | 1:01.632 |
| 5 | 19.117 | 19.987 | 22.278 | 1:01.382 |
| 6 | 19.251 | 19.789 | 21.810 | 1:00.850 |

| | | | | |
|-----------------------------|--------|--------|--------|----------|
| N°88 BIENAIME Elouan | | | | |
| 1 | 19.640 | 19.807 | 21.569 | 1:01.016 |
| 2 | 19.209 | 19.782 | 21.482 | 1:00.473 |
| 3 | 18.957 | 19.735 | 21.458 | 1:00.150 |
| 4 | 18.920 | 19.697 | 21.485 | 1:00.102 |
| 5 | 18.843 | 19.702 | 21.480 | 1:00.025 |
| 6 | 18.825 | 19.660 | 21.561 | 1:00.046 |


| | | | | |
|------------------------------|--------|--------|--------|----------|
| N°16 SALEILLES Romain | | | | |
| 1 | 20.796 | 20.799 | 22.543 | 1:04.138 |
| 2 | 19.452 | 20.097 | 22.085 | 1:01.634 |
| 3 | 19.532 | 20.175 | 22.155 | 1:01.862 |
| 4 | 19.302 | 21.245 | 22.622 | 1:03.169 |
| 5 | 19.280 | 20.167 | 22.327 | 1:01.774 |
| 6 | 19.808 | 20.213 | 22.458 | 1:02.479 |

| | | | | |
|---------------------------|--------|--------|--------|----------|
| N°20 ESTEVES Pablo | | | | |
| 1 | 20.091 | 20.568 | 22.049 | 1:02.708 |
| 2 | 19.341 | 19.986 | 21.699 | 1:01.026 |
| 3 | 19.252 | 20.135 | 21.806 | 1:01.193 |
| 4 | 19.225 | 19.915 | 21.900 | 1:01.040 |
| 5 | 19.274 | 20.079 | 21.820 | 1:01.173 |
| 6 | 19.290 | 20.077 | 21.922 | 1:01.289 |

| | | | | |
|-----------------------------------|--------|--------|--------|----------|
| N°21 NABTI-VIENNET Raphael | | | | |
| 1 | 20.273 | 27.592 | 24.160 | 1:12.025 |
| 2 | 19.372 | 20.054 | 21.754 | 1:01.180 |
| 3 | 19.159 | 19.864 | 21.601 | 1:00.624 |
| 4 | 19.022 | 19.765 | 21.580 | 1:00.367 |
| 5 | 18.903 | 19.666 | 21.698 | 1:00.267 |
| 6 | 19.120 | 19.736 | 21.435 | 1:00.291 |

| | | | | |
|---------------------------|--------|--------|--------|----------|
| N°27 PIAUD Clement | | | | |
| 1 | 20.152 | 19.988 | 21.596 | 1:01.736 |
| 2 | 19.585 | 19.856 | 21.615 | 1:01.056 |
| 3 | 19.164 | 19.782 | 21.426 | 1:00.372 |
| 4 | 19.067 | 19.679 | 21.560 | 1:00.306 |
| 5 | 19.131 | 19.544 | 21.576 | 1:00.251 |
| 6 | 18.836 | 19.715 | 21.558 | 1:00.109 |

| | | | | |
|--------------------------|--------|--------|--------|----------|
| N°28 DOUCET Robin | | | | |
| 1 | 19.385 | 20.118 | 21.625 | 1:01.128 |
| 2 | 19.244 | 19.962 | 21.574 | 1:00.780 |
| 3 | 19.128 | 19.800 | 21.626 | 1:00.554 |
| 4 | 19.116 | 20.198 | 22.040 | 1:01.354 |
| 5 | 19.012 | 19.832 | 21.851 | 1:00.695 |
| 6 | 19.086 | 19.826 | 21.484 | 1:00.396 |




Minime


CHP.IDF. Minime
Manche 1 (m1)
Grille de départ

Sous réserve du contrôle technique ou d'incidents d'ordre sportif

| | | |
|------------------------|-----------|--------------------------|
| | 12 | 21 NABTI-VIENNET Raphael |
| 16 SALEILLES Romain | 11 | |
| | 10 | 20 ESTEVES Pablo |
| 47 ROLLAND ROBLES Nils | 9 | |
| | 8 | 11 MACCHIONI Luca |
| 37 LAMIRAULT Pierre | 7 | |
| | 6 | 27 PIAUD Clement |
| 28 DOUCET Robin | 5 | |
| | 4 | 9 BAZIRET Louis |
| 30 LE MARCHAND Mael | 3 | |
| | 2 | 8 SPIRGEL Tom |
| 88 BIENAIME Elouan | 1 | |

POLE POSITION





CHP.IDF. Minime

Document 10.1 OFFICIEL

Minime

Manche 2 (m2)

Résultats

Sous réserve du contrôle technique ou d'incidents d'ordre sportif

| Clt | p-l | N° | Pilote | Club | Chassis | Meilleur S1 | Meilleur S2 | Meilleur S3 | Meilleur tour | Interv. | Ecart | Pénalité |
|-----|----------------|----|-----------------------|---------------|----------|-------------|-------------|-------------|---------------|---------|--------|----------|
| 1 | ▲ ¹ | 8 | SPIRGEL Tom | Rosny 93 | Birel | 19.117 | 19.827 | 21.411 | 1:00.449 | | | |
| 2 | ▼ ¹ | 88 | BIENAIME Elouan | Rosny 93 | KR | 19.154 | 19.742 | 21.485 | 1:00.416 | 0.070 | 0.070 | |
| 3 | ▲ ¹ | 9 | BAZIRET Louis | Angerville | Parolin | 18.985 | 19.824 | 21.549 | 1:00.474 | 2.962 | 3.032 | |
| 4 | ▲ ³ | 37 | LAMIRAUT Pierre | Val de Loire | Birel | 19.157 | 19.969 | 21.659 | 1:00.785 | 0.700 | 3.732 | |
| 5 | ▲ ¹ | 27 | PIAUD Clement | Chatellerault | Top Kart | 19.055 | 19.705 | 21.593 | 1:00.481 | 1.444 | 5.176 | |
| 6 | ▲ ⁶ | 21 | NABTI-VIENNET Raphael | Brétigny | | 19.077 | 19.828 | 21.650 | 1:00.776 | 0.310 | 5.486 | |
| 7 | ▲ ¹ | 11 | MACCHIONI Luca | Angerville | Tony | 19.162 | 19.812 | 21.886 | 1:00.916 | 0.387 | 5.873 | |
| 8 | ▲ ² | 20 | ESTEVEES Pablo | Beltoise | Energy | 19.244 | 19.913 | 21.679 | 1:00.882 | 1.040 | 6.913 | |
| 9 | ▼ ⁴ | 28 | DOUCET Robin | Salbris | Parolin | 19.259 | 19.899 | 21.677 | 1:00.866 | 1.004 | 7.917 | +5.000 |
| 10 | ▼ ⁷ | 30 | LE MARCHAND Mael | Rouen76 | KR | 19.138 | 19.919 | 21.672 | 1:00.769 | 2.666 | 10.583 | |
| 11 | = | 16 | SAEILLES Romain | Beltoise | Energy | 19.534 | 20.356 | 22.318 | 1:02.464 | 8.591 | 19.174 | |
| 12 | ▼ ³ | 47 | ROLLAND ROBLES Nils | Mantes | Birel | 19.679 | 20.535 | 22.246 | 1:02.658 | 2.525 | 21.699 | +5.000 |

N°28 DOUCET Robin : Suivant la décision sportive N°8-28.

N°47 ROLLAND ROBLES Nils : Suivant la décision sportive N°8-47.


Tête de course : N°88 BIENAIME Elouan (1-5) / N°8 SPIRGEL Tom (6-6)

Meilleur tour : N°88 BIENAIME Elouan 1:00.416 71.50 km/h

Record de l'épreuve : N°88 BIENAIME Elouan 59.576 72.51 km/h

Départ : 13/09 - 09:31:09

Météo : Soleil Air : 14°C Piste : Sèche



DOCUMENT N° 8

COMMUNICATION DES COMMISSAIRES SPORTIFS
STEWARDS' COMMUNICATION

Concerne la partie de l'Épreuve : **Minime - Manche 2**
Concerns the part of the event:

ÉNONCÉ / STATEMENT:

**carenage avant du kart mentionné ci-dessus n'était pas dans la position correcte.
P.G. CIK-FIA 2020.**

MOTIF / REASON:

carenage mal positionné

N°47 - ROLLAND Olivier - ROLLAND ROBLES Nils (Décision N°8-47)

N°28 - DOUCET David - DOUCET Robin (Décision N°8-28)

Date / Date: **13/09/2020**

Heure / Time: **10:12**

Nom / Name

Signature

Président du Collège / *Chairman of the Panel:*

P.C.S. T.BLIN **59429 (IDF)**

Membres du Collège / *Members of the Panel:*

T.LEGUILLETTE **138211 (IDF)**

M.CHAL **82467 (IDF)**



Minime

CHP.IDF. Minime

Manche 2 (m2)

Pour information, sans valeur officielle

Tableau des tours

| | 1 | 2 | 3 | 4 | 5 | 6 | 7 | 8 | 9 | 10 | 11 | 12 |
|-----------------------------|----|-----------|-----------|-----------|-----------|-----------|-----------|-----------|-----------|-----------|-----------|-----------|
| Grille | 88 | 8 | 30 | 9 | 28 | 27 | 37 | 11 | 47 | 20 | 16 | 21 |
| Départ | 88 | 8 | 9 | 30 | 27 | 28 | 11 | 20 | 37 | 21 | 16 | 47 |
| Tour 1 <i>Intervalle</i> | 88 | 30 0.1 | 8 0.1 | 28 0.8 | 37 0.3 | 11 0.4 | 21 0.9 | 27 0.3 | 9 0.1 | 20 0.3 | 47 1.8 | 16 2.5 |
| Tour 2 | 88 | 8 0.3 | 28 1.0 | 37 0.3 | 11 0.9 | 9 0.2 | 21 0.2 | 27 0.3 | 20 0.7 | 47 3.6 | 30 0.7 | 16 2.1 |
| Tour 3 | 88 | 8 0.1 | 28 1.7 | 37 0.4 | 9 0.6 | 21 0.7 | 11 0.1 | 27 0.0 | 20 1.2 | 30 4.3 | 47 0.6 | 16 2.5 |
| Tour 4 | 88 | 8 0.1 | 28 2.1 | 9 0.9 | 37 0.1 | 21 1.5 | 11 0.3 | 27 0.3 | 20 0.7 | 30 4.0 | 47 2.2 | 16 2.9 |
| Tour 5 | 88 | 8 0.2 | 28 2.7 | 9 0.6 | 37 0.3 | 21 1.2 | 27 0.4 | 11 0.2 | 20 1.0 | 30 3.7 | 47 4.2 | 16 2.6 |
| Tour 6 | 8 | 88 0.0 | 28 2.8 | 9 0.1 | 37 0.7 | 27 1.4 | 21 0.3 | 11 0.3 | 20 1.0 | 30 3.6 | 47 6.1 | 16 2.4 |



Minime

CHP.IDF. Minime Manche 2 (m2) Analyse des tours

Pour information, sans valeur officielle

| Tours | Secteur 1 | Secteur 2 | Secteur 3 | Temps au tour |
|------------------------|-----------|-----------|-----------|---------------|
| N°8 SPIRGEL Tom | | | | |
| 1 | 20.787 | 20.007 | 22.383 | 1:03.177 |
| 2 | 19.557 | 20.035 | 21.692 | 1:01.284 |
| 3 | 19.156 | 19.906 | 21.411 | 1:00.473 |
| 4 | 19.241 | 19.827 | 21.493 | 1:00.561 |
| 5 | 19.117 | 19.841 | 21.491 | 1:00.449 |
| 6 | 19.190 | 19.962 | 21.638 | 1:00.790 |

| | | | | |
|--------------------------|--------|--------|--------|----------|
| N°9 BAZIRET Louis | | | | |
| 1 | 23.361 | 21.036 | 21.740 | 1:06.137 |
| 2 | 19.340 | 19.849 | 21.549 | 1:00.738 |
| 3 | 19.186 | 20.037 | 21.606 | 1:00.829 |
| 4 | 19.157 | 19.824 | 21.721 | 1:00.702 |
| 5 | 19.231 | 19.954 | 21.563 | 1:00.748 |
| 6 | 18.985 | 19.836 | 21.653 | 1:00.474 |

| | | | | |
|----------------------------|--------|--------|--------|----------|
| N°11 MACCHIONI Luca | | | | |
| 1 | 21.939 | 20.358 | 22.039 | 1:04.336 |
| 2 | 19.681 | 20.430 | 21.886 | 1:01.997 |
| 3 | 19.227 | 20.337 | 22.419 | 1:01.983 |
| 4 | 19.663 | 20.170 | 21.894 | 1:01.727 |
| 5 | 19.226 | 19.812 | 22.131 | 1:01.169 |
| 6 | 19.162 | 19.851 | 21.903 | 1:00.916 |

| | | | | |
|------------------------------|--------|--------|--------|----------|
| N°16 SALEILLES Romain | | | | |
| 1 | 21.665 | 22.570 | 25.584 | 1:09.819 |
| 2 | 20.210 | 20.755 | 22.945 | 1:03.910 |
| 3 | 19.790 | 20.548 | 22.428 | 1:02.766 |
| 4 | 19.654 | 21.135 | 22.450 | 1:03.239 |
| 5 | 19.534 | 20.527 | 22.403 | 1:02.464 |
| 6 | 19.829 | 20.356 | 22.318 | 1:02.503 |

| | | | | |
|---------------------------|--------|--------|--------|----------|
| N°20 ESTEVES Pablo | | | | |
| 1 | 22.802 | 21.220 | 21.917 | 1:05.939 |
| 2 | 19.698 | 20.196 | 21.864 | 1:01.758 |
| 3 | 19.277 | 20.580 | 21.885 | 1:01.742 |
| 4 | 19.562 | 20.231 | 21.741 | 1:01.534 |
| 5 | 19.466 | 19.913 | 21.720 | 1:01.099 |
| 6 | 19.244 | 19.959 | 21.679 | 1:00.882 |

| | | | | |
|-----------------------------------|--------|--------|--------|----------|
| N°21 NABTI-VIENNET Raphael | | | | |
| 1 | 22.059 | 21.036 | 21.828 | 1:04.923 |
| 2 | 19.518 | 20.275 | 21.711 | 1:01.504 |
| 3 | 19.077 | 20.189 | 22.048 | 1:01.314 |
| 4 | 19.574 | 20.246 | 21.742 | 1:01.562 |
| 5 | 19.274 | 19.852 | 21.650 | 1:00.776 |
| 6 | 19.191 | 19.828 | 22.242 | 1:01.261 |

| | | | | |
|---------------------------|--------|--------|--------|----------|
| N°27 PIAUD Clement | | | | |
| 1 | 23.429 | 20.557 | 21.817 | 1:05.803 |
| 2 | 19.783 | 19.923 | 21.833 | 1:01.539 |
| 3 | 19.164 | 20.447 | 21.593 | 1:01.204 |
| 4 | 19.888 | 20.097 | 22.046 | 1:02.031 |
| 5 | 19.055 | 19.864 | 21.631 | 1:00.550 |
| 6 | 19.110 | 19.705 | 21.666 | 1:00.481 |


| | | | | |
|--------------------------|--------|--------|--------|----------|
| N°28 DOUCET Robin | | | | |
| 1 | 21.328 | 20.308 | 21.929 | 1:03.565 |
| 2 | 19.575 | 19.987 | 21.882 | 1:01.444 |
| 3 | 19.411 | 20.036 | 21.799 | 1:01.246 |
| 4 | 19.290 | 19.899 | 21.677 | 1:00.866 |
| 5 | 19.312 | 19.992 | 21.777 | 1:01.081 |
| 6 | 19.259 | 19.914 | 21.800 | 1:00.973 |

| Tours | Secteur 1 | Secteur 2 | Secteur 3 | Temps au tour |
|------------------------------|-----------|-----------|-----------|---------------|
| N°30 LE MARCHAND Mael | | | | |
| 1 | 20.406 | 20.381 | 22.065 | 1:02.852 |
| 2 | 19.492 | 20.391 | 29.886 | 1:09.769 |
| 3 | 19.441 | 20.296 | 21.981 | 1:01.718 |
| 4 | 19.380 | 20.083 | 21.732 | 1:01.195 |
| 5 | 19.178 | 19.919 | 21.672 | 1:00.769 |
| 6 | 19.138 | 19.925 | 21.777 | 1:00.840 |

| | | | | |
|-----------------------------|--------|--------|--------|----------|
| N°37 LAMIRAUT Pierre | | | | |
| 1 | 21.190 | 20.498 | 21.950 | 1:03.638 |
| 2 | 19.484 | 20.198 | 21.775 | 1:01.457 |
| 3 | 19.389 | 20.137 | 21.811 | 1:01.337 |
| 4 | 19.338 | 20.095 | 22.048 | 1:01.481 |
| 5 | 19.284 | 20.049 | 21.692 | 1:01.025 |
| 6 | 19.157 | 19.969 | 21.659 | 1:00.785 |

| | | | | |
|---------------------------------|--------|--------|--------|----------|
| N°47 ROLLAND ROBLES Nils | | | | |
| 1 | 22.496 | 21.266 | 23.202 | 1:06.964 |
| 2 | 20.105 | 20.608 | 22.782 | 1:03.495 |
| 3 | 19.978 | 20.906 | 22.246 | 1:03.130 |
| 4 | 19.857 | 20.620 | 22.332 | 1:02.809 |
| 5 | 19.926 | 20.535 | 22.356 | 1:02.817 |
| 6 | 19.679 | 20.586 | 22.393 | 1:02.658 |

| | | | | |
|-----------------------------|--------|--------|--------|----------|
| N°88 BIENAIME Elouan | | | | |
| 1 | 20.280 | 20.505 | 22.115 | 1:02.900 |
| 2 | 19.439 | 20.106 | 21.629 | 1:01.174 |
| 3 | 19.240 | 19.901 | 21.572 | 1:00.713 |
| 4 | 19.186 | 19.868 | 21.485 | 1:00.539 |
| 5 | 19.166 | 19.742 | 21.508 | 1:00.416 |
| 6 | 19.154 | 20.335 | 21.581 | 1:01.070 |



Minime

CHP.IDF. Minime
Manche 2 (m2)
Grille de départ

Sous réserve du contrôle technique ou d'incidents d'ordre sportif

| | | |
|------------------------|-----------|--------------------------|
| | 12 | 21 NABTI-VIENNET Raphael |
| 16 SALEILLES Romain | 11 | |
| | 10 | 20 ESTEVES Pablo |
| 47 ROLLAND ROBLES Nils | 9 | |
| | 8 | 11 MACCHIONI Luca |
| 37 LAMIRAUPT Pierre | 7 | |
| | 6 | 27 PIAUD Clement |
| 28 DOUCET Robin | 5 | |
| | 4 | 9 BAZIRET Louis |
| 30 LE MARCHAND Mael | 3 | |
| | 2 | 8 SPIRGEL Tom |
| 88 BIENAIME Elouan | 1 | |

POLE POSITION





Minime

CHP.IDF. Minime
Intermediaire (ma)
Résultats

Sous réserve du contrôle technique ou d'incidents d'ordre sportif

| Clt | N° | Pilote | Club | Chassis | m1 | m2 | Points | ⚡ |
|-----|----|-----------------------|---------------|----------|----|----|--------|----|
| 1 | 88 | BIENAIME Elouan | Rosny 93 | KR | 0 | 2 | 2 | 1 |
| 2 | 8 | SPIRGEL Tom | Rosny 93 | Birel | 3 | 0 | 3 | 2 |
| 3 | 9 | BAZIRET Louis | Angerville | Parolin | 2 | 3 | 5 | 4 |
| 4 | 27 | PIAUD Clement | Chatellerault | Top Kart | 5 | 5 | 10 | 6 |
| 5 | 37 | LAMIRAULT Pierre | Val de Loire | Birel | 7 | 4 | 11 | 7 |
| 6 | 30 | LE MARCHAND Mael | Rouen76 | KR | 4 | 10 | 14 | 3 |
| 7 | 20 | ESTEVEES Pablo | Beltoise | Energy | 6 | 8 | 14 | 10 |
| 8 | 11 | MACCHIONI Luca | Angerville | Tony | 9 | 7 | 16 | 8 |
| 9 | 21 | NABTI-VIENNET Raphael | Brétigny | | 10 | 6 | 16 | 12 |
| 10 | 28 | DOUCET Robin | Salbris | Parolin | 8 | 9 | 17 | 5 |
| 11 | 16 | SAEILLES Romain | Beltoise | Energy | 11 | 11 | 22 | 11 |
| 12 | 47 | ROLLAND ROBLES Nils | Mantes | Birel | 12 | 12 | 24 | 9 |



CHP.IDF. Minime

Document 13.1 OFFICIEL

Minime

Pre-Finale (pf)

Sous réserve du contrôle technique ou d'incidents d'ordre sportif

Résultats

| Clt | p-l | N° | Pilote | Club | Chassis | Meilleur S1 | Meilleur S2 | Meilleur S3 | Meilleur tour | Interv. | Ecart | Pénalité |
|-----|----------------|----|-----------------------|---------------|----------|-------------|-------------|-------------|---------------|---------|--------|----------|
| 1 | = | 88 | BIENAIME Elouan | Rosny 93 | KR | 18.751 | 19.633 | 21.295 | 59.791 | | | |
| 2 | = | 8 | SPIRGEL Tom | Rosny 93 | Birel | 18.906 | 19.618 | 21.268 | 59.855 | 0.564 | 0.564 | |
| 3 | ▲ ¹ | 27 | PIAUD Clement | Chatellerault | Top Kart | 18.847 | 19.554 | 21.304 | 59.801 | 0.215 | 0.779 | |
| 4 | ▲ ⁵ | 21 | NABTI-VIENNET Raphael | Brétigny | | 18.934 | 19.743 | 21.380 | 1:00.245 | 6.486 | 7.265 | |
| 5 | ▲ ¹ | 30 | LE MARCHAND Mael | Rouen76 | KR | 18.912 | 19.714 | 21.444 | 1:00.251 | 1.841 | 9.106 | |
| 6 | ▼ ³ | 9 | BAZIRET Louis | Angerville | Parolin | 18.858 | 19.813 | 21.356 | 1:00.314 | 0.924 | 10.030 | +3.000 |
| 7 | ▲ ³ | 28 | DOUCET Robin | Salbris | Parolin | 18.984 | 19.750 | 21.442 | 1:00.395 | 0.900 | 10.930 | |
| 8 | ▼ ¹ | 20 | ESTEVEES Pablo | Beltoise | Energy | 19.038 | 19.875 | 21.627 | 1:00.853 | 1.282 | 12.212 | |
| 9 | ▼ ⁴ | 37 | LAMIRAULT Pierre | Val de Loire | Birel | 18.943 | 19.801 | 21.502 | 1:00.688 | 0.126 | 12.338 | |
| 10 | ▼ ² | 11 | MACCHIONI Luca | Angerville | Tony | 18.945 | 19.774 | 21.616 | 1:00.433 | 0.410 | 12.748 | |
| 11 | ▲ ¹ | 47 | ROLLAND ROBLES Nils | Mantes | Birel | 19.278 | 20.258 | 22.070 | 1:01.774 | 10.467 | 23.215 | |
| 12 | ▼ ¹ | 16 | SAEILLES Romain | Beltoise | Energy | 19.334 | 20.115 | 22.179 | 1:01.825 | 18.152 | 41.367 | |

N°9 BAZIRET Louis : a provoqué sortie de piste. Suivant la décision sportive N°14.

Tête de course : N°8 SPIRGEL Tom (1-1) / N°88 BIENAIME Elouan (2-10)

Meilleur tour : N°88 BIENAIME Elouan 59.791 72.25 km/h

Record de l'épreuve : N°88 BIENAIME Elouan 59.576 72.51 km/h

Départ : 13/09 - 11:17:47

Météo : Soleil Air : 18°C Piste : Sèche



DOCUMENT N° 14

DÉCISION DES COMMISSAIRES SPORTIFS
STEWARDS' DECISION

PÉNALITÉ INFLIGÉE AU CONCURRENT (NOM) : **BAZIRET Yoann**
PENALTY INFLICTED UPON THE ENTRANT (NAME):

NUMERO DE LICENCE / LICENSE NUMBER : **260512**

N° : **9**
No.:

PILOTE : **BAZIRET Louis**
DRIVER:

Concerne la partie de l'Épreuve : **Minime - Pre-Finale**
Concerns the part of the event:

ÉNONCÉ / STATEMENT:

Pénalité de 3 secondes

MOTIF / REASON:

Le pilote mentionné ci-dessus a provoqué la sortie de piste du pilote XX. Art. 3.6.2. du Code de Conduite sur circuit de karting 2020 et de l'Art.2.24 des Prescriptions Générales 2020 de la CIK-FIA et de l'Art. 12.3 du Code Sportif International FIA 2020.

* Le soussigné reconnaît avoir reçu copie de la présente notification et avoir été informé des voies de recours : DROIT D'APPEL, Règlementation ASN et des conséquences qui en découlent (juridiques et financières).
Le concurrent doit déclarer, par écrit, dans l'heure qui suit la notification ou la publication de la décision, au Directeur de Course ou à un Commissaire Sportif, son intention de faire appel. Il doit joindre impérativement à cette déclaration d'appel une caution d'appel de : 3300 € (appel national FFSA).
Il doit confirmer intention en envoyant sa lettre à l'ASN dans les formes et délais prévus par les règlements applicables.

Décision annoncée
Decision announced

Date / Date: **13/09/2020**

Heure / Time: **12:05**

Nom / Name

Signature

Président du Collège / Chairman of the Panel:

P.C.S. T.BLIN **59429 (IDF)**

Membres du Collège / Members of the Panel:

T.LEGUILLETTE **138211 (IDF)**

M.CHAL **82467 (IDF)**

NOTIFICATION AU CONCURRENT CONCERNÉ / NOTIFICATION TO THE RELEVANT ENTRANT

Je soussigné :
I undersigned: Nom personnel / personal name

Représentant du Concurrent : **BAZIRET Yoann**
Representing the Entrant: Nom du Concurrent / Entrant's name

Certifie avoir reçu notification du document N° **14** des Commissaires Sportifs de l'Épreuve.
Certify that I have been notified of document No. by the Stewards of the Meeting.

Date : Heure / Time: Signature :



CHP.IDF. Minime

Minime

Pre-Finale (pf)

Pour information, sans valeur officielle

Tableau des tours

| | 1 | 2 | 3 | 4 | 5 | 6 | 7 | 8 | 9 | 10 | 11 | 12 |
|-----------------------------|-----------|-----------|-----------|-----------|-----------|-----------|-----------|-----------|-----------|-----------|------------|------------|
| Grille | 88 | 8 | 9 | 27 | 37 | 30 | 20 | 11 | 21 | 28 | 16 | 47 |
| Départ | 88 | 8 | 27 | 9 | 37 | 30 | 20 | 21 | 11 | 28 | 47 | 16 |
| Tour 1 <i>Intervalle</i> | 8 0.0 | 88 0.0 | 27 0.1 | 9 0.0 | 30 0.3 | 37 0.2 | 21 0.5 | 20 0.6 | 28 0.7 | 11 0.4 | 47 0.7 | 16 0.3 |
| Tour 2 | 88 0.0 | 8 0.0 | 27 0.3 | 9 0.4 | 30 0.1 | 21 0.5 | 37 0.4 | 20 0.6 | 28 0.6 | 11 0.8 | 47 1.4 | 16 8.9 |
| Tour 3 | 88 0.1 | 8 0.1 | 27 0.3 | 9 1.5 | 21 0.2 | 37 1.3 | 20 0.2 | 28 0.3 | 30 0.0 | 11 0.9 | 47 2.8 | 16 18.5 |
| Tour 4 | 88 0.2 | 8 0.2 | 27 0.4 | 9 1.6 | 21 0.1 | 37 1.9 | 20 0.2 | 28 0.1 | 30 0.2 | 11 1.0 | 47 4.1 | 16 18.6 |
| Tour 5 | 88 0.2 | 8 0.2 | 27 0.2 | 9 1.9 | 21 0.1 | 37 2.4 | 28 0.1 | 30 0.3 | 20 0.2 | 11 1.0 | 47 5.3 | 16 18.4 |
| Tour 6 | 88 0.4 | 8 0.4 | 27 0.1 | 21 2.5 | 9 0.0 | 28 3.1 | 30 0.0 | 37 0.0 | 20 0.4 | 11 0.7 | 47 6.7 | 16 18.0 |
| Tour 7 | 88 0.4 | 8 0.4 | 27 0.2 | 21 3.8 | 9 0.0 | 30 3.0 | 20 0.5 | 28 0.4 | 37 0.0 | 11 0.1 | 47 7.7 | 16 18.0 |
| Tour 8 | 88 0.4 | 8 0.4 | 27 0.2 | 9 5.2 | 21 0.1 | 30 2.0 | 20 1.2 | 28 0.2 | 37 0.4 | 11 0.5 | 47 7.9 | 16 18.3 |
| Tour 9 | 88 0.5 | 8 0.5 | 27 0.1 | 9 5.7 | 21 0.2 | 30 2.0 | 28 1.6 | 20 0.4 | 37 0.1 | 11 0.2 | 47 9.9 | 16 17.8 |
| Tour 10 | 88 0.5 | 8 0.5 | 27 0.2 | 9 6.2 | 21 0.2 | 30 1.8 | 28 1.8 | 20 1.2 | 37 0.1 | 11 0.4 | 47 10.4 | 16 18.1 |



CHP.IDF. Minime

Minime

Pre-Finale (pf)

Analyse des tours

Pour information, sans valeur officielle

| Tours | Secteur 1 | Secteur 2 | Secteur 3 | Temps au tour |
|------------------------|-----------|-----------|-----------|---------------|
| N°8 SPIRGEL Tom | | | | |
| 1 | 19.638 | 19.796 | 21.490 | 1:00.924 |
| 2 | 19.254 | 20.102 | 21.356 | 1:00.712 |
| 3 | 19.110 | 19.687 | 21.382 | 1:00.179 |
| 4 | 19.055 | 19.707 | 21.464 | 1:00.226 |
| 5 | 18.950 | 19.693 | 21.501 | 1:00.144 |
| 6 | 18.966 | 19.656 | 21.434 | 1:00.056 |
| 7 | 18.947 | 19.731 | 21.268 | 59.946 |
| 8 | 18.906 | 19.618 | 21.331 | 59.855 |
| 9 | 18.906 | 19.635 | 21.379 | 59.920 |
| 10 | 18.925 | 19.689 | 21.289 | 59.903 |

| Tours | Secteur 1 | Secteur 2 | Secteur 3 | Temps au tour |
|--------------------------|-----------|-----------|-----------|---------------|
| N°9 BAZIRET Louis | | | | |
| 1 | 19.918 | 19.813 | 21.356 | 1:01.087 |
| 2 | 19.505 | 20.061 | 21.574 | 1:01.140 |
| 3 | 19.074 | 20.333 | 21.903 | 1:01.310 |
| 4 | 18.943 | 19.919 | 21.522 | 1:00.384 |
| 5 | 18.874 | 19.830 | 21.643 | 1:00.347 |
| 6 | 18.968 | 20.226 | 21.420 | 1:00.614 |
| 7 | 19.063 | 20.109 | 22.190 | 1:01.362 |
| 8 | 19.562 | 19.893 | 21.691 | 1:01.146 |
| 9 | 18.904 | 19.824 | 21.586 | 1:00.314 |
| 10 | 18.858 | 19.962 | 21.653 | 1:00.473 |

| Tours | Secteur 1 | Secteur 2 | Secteur 3 | Temps au tour |
|----------------------------|-----------|-----------|-----------|---------------|
| N°11 MACCHIONI Luca | | | | |
| 1 | 21.099 | 20.142 | 22.069 | 1:03.310 |
| 2 | 19.236 | 20.417 | 21.712 | 1:01.365 |
| 3 | 19.093 | 20.027 | 22.000 | 1:01.120 |
| 4 | 19.070 | 20.099 | 21.808 | 1:00.977 |
| 5 | 18.945 | 20.181 | 21.854 | 1:00.980 |
| 6 | 19.098 | 20.084 | 21.632 | 1:00.814 |
| 7 | 19.194 | 20.142 | 21.788 | 1:01.124 |
| 8 | 19.568 | 20.122 | 21.910 | 1:01.600 |
| 9 | 19.043 | 19.774 | 21.616 | 1:00.433 |
| 10 | 19.134 | 20.543 | 21.667 | 1:01.344 |

| Tours | Secteur 1 | Secteur 2 | Secteur 3 | Temps au tour |
|------------------------------|-----------|-----------|-----------|---------------|
| N°16 SALEILLES Romain | | | | |
| 1 | 21.031 | 20.374 | 22.309 | 1:03.714 |
| 2 | 19.642 | 20.314 | 30.771 | 1:10.727 |
| 3 | 28.054 | 21.622 | 22.406 | 1:12.082 |
| 4 | 19.611 | 20.448 | 22.319 | 1:02.378 |
| 5 | 19.462 | 20.326 | 22.207 | 1:01.995 |
| 6 | 19.334 | 20.204 | 22.287 | 1:01.825 |
| 7 | 19.679 | 20.301 | 22.179 | 1:02.159 |
| 8 | 19.407 | 20.431 | 22.223 | 1:02.061 |
| 9 | 19.514 | 20.115 | 22.327 | 1:01.956 |
| 10 | 19.411 | 20.527 | 22.204 | 1:02.142 |

| Tours | Secteur 1 | Secteur 2 | Secteur 3 | Temps au tour |
|---------------------------|-----------|-----------|-----------|---------------|
| N°20 ESTEVES Pablo | | | | |
| 1 | 20.222 | 20.426 | 21.834 | 1:02.482 |
| 2 | 19.411 | 19.932 | 21.782 | 1:01.125 |
| 3 | 19.471 | 19.926 | 21.942 | 1:01.339 |
| 4 | 19.295 | 19.918 | 21.640 | 1:00.853 |
| 5 | 19.244 | 20.496 | 21.627 | 1:01.367 |
| 6 | 19.038 | 20.249 | 21.807 | 1:01.094 |
| 7 | 19.308 | 19.875 | 22.020 | 1:01.203 |
| 8 | 19.146 | 20.063 | 21.801 | 1:01.010 |
| 9 | 19.155 | 20.372 | 21.749 | 1:01.276 |
| 10 | 19.109 | 20.332 | 21.793 | 1:01.234 |

| Tours | Secteur 1 | Secteur 2 | Secteur 3 | Temps au tour |
|-----------------------------------|-----------|-----------|-----------|---------------|
| N°21 NABTI-VIENNET Raphael | | | | |
| 1 | 19.922 | 19.958 | 21.658 | 1:01.538 |

| Tours | Secteur 1 | Secteur 2 | Secteur 3 | Temps au tour |
|---------------------------|-----------|-----------|-----------|---------------|
| N°27 PIAUD Clement | | | | |
| 2 | 19.106 | 19.899 | 21.598 | 1:00.603 |
| 3 | 19.101 | 19.952 | 21.886 | 1:00.939 |
| 4 | 18.991 | 19.795 | 21.459 | 1:00.245 |
| 5 | 19.057 | 19.879 | 21.404 | 1:00.340 |
| 6 | 19.030 | 19.907 | 21.484 | 1:00.421 |
| 7 | 19.265 | 19.940 | 22.188 | 1:01.393 |
| 8 | 19.748 | 19.827 | 21.760 | 1:01.335 |
| 9 | 19.259 | 19.743 | 21.380 | 1:00.382 |
| 10 | 18.934 | 19.852 | 21.716 | 1:00.502 |

| Tours | Secteur 1 | Secteur 2 | Secteur 3 | Temps au tour |
|--------------------------|-----------|-----------|-----------|---------------|
| N°28 DOUCET Robin | | | | |
| 1 | 20.837 | 20.154 | 21.737 | 1:02.728 |
| 2 | 19.358 | 20.016 | 21.611 | 1:00.985 |
| 3 | 19.273 | 19.859 | 21.915 | 1:01.047 |
| 4 | 19.237 | 19.988 | 21.442 | 1:00.667 |
| 5 | 19.192 | 19.903 | 21.507 | 1:00.602 |
| 6 | 18.984 | 20.260 | 21.814 | 1:01.058 |
| 7 | 20.351 | 20.021 | 21.939 | 1:02.311 |
| 8 | 19.342 | 19.949 | 21.519 | 1:00.810 |
| 9 | 18.990 | 19.999 | 21.570 | 1:00.559 |
| 10 | 19.117 | 19.750 | 21.528 | 1:00.395 |

| Tours | Secteur 1 | Secteur 2 | Secteur 3 | Temps au tour |
|------------------------------|-----------|-----------|-----------|---------------|
| N°30 LE MARCHAND Mael | | | | |
| 1 | 19.851 | 19.823 | 21.444 | 1:01.118 |
| 2 | 19.286 | 19.974 | 21.649 | 1:00.909 |
| 3 | 19.112 | | | 1:03.393 |
| 4 | 19.339 | 19.984 | 21.524 | 1:00.847 |
| 5 | 19.127 | 20.037 | 21.517 | 1:00.681 |
| 6 | 18.912 | 20.337 | 21.593 | 1:00.842 |
| 7 | 19.351 | 20.018 | 21.810 | 1:01.179 |
| 8 | 18.995 | 19.816 | 21.508 | 1:00.319 |
| 9 | 19.014 | 19.852 | 21.548 | 1:00.414 |
| 10 | 18.995 | 19.714 | 21.542 | 1:00.251 |

| Tours | Secteur 1 | Secteur 2 | Secteur 3 | Temps au tour |
|-----------------------------|-----------|-----------|-----------|---------------|
| N°37 LAMIRAUT Pierre | | | | |
| 1 | 20.168 | 19.801 | 21.582 | 1:01.551 |
| 2 | 19.274 | 19.906 | 22.413 | 1:01.593 |
| 3 | 19.510 | 20.072 | 22.246 | 1:01.828 |
| 4 | 19.185 | 20.018 | 21.644 | 1:00.847 |
| 5 | 19.145 | 19.923 | 21.750 | 1:00.818 |
| 6 | 19.107 | 20.793 | 21.502 | 1:01.402 |
| 7 | 20.021 | 20.360 | 21.797 | 1:02.178 |
| 8 | 19.458 | 20.182 | 21.584 | 1:01.224 |
| 9 | 18.943 | 19.999 | 21.746 | 1:00.688 |
| 10 | 19.086 | 20.424 | 21.704 | 1:01.214 |

| Tours | Secteur 1 | Secteur 2 | Secteur 3 | Temps au tour |
|----------------------------------|-----------|-----------|-----------|---------------|
| N°47 ROLLAND ROBLES Niels | | | | |
| 1 | 21.222 | 20.408 | 22.181 | 1:03.811 |
| 2 | 19.583 | 20.428 | 22.105 | 1:02.116 |
| 3 | 19.473 | 20.804 | 22.218 | 1:02.495 |

| Tours | Secteur 1 | Secteur 2 | Secteur 3 | Temps au tour |
|-----------------------------|-----------|-----------|-----------|---------------|
| N°88 BIENAIME Elouan | | | | |
| 4 | 19.800 | 20.426 | 22.070 | 1:02.296 |
| 5 | 19.442 | 20.396 | 22.302 | 1:02.140 |
| 6 | 19.639 | 20.390 | 22.232 | 1:02.261 |
| 7 | 19.467 | 20.287 | 22.370 | 1:02.124 |
| 8 | 19.389 | 20.258 | 22.127 | 1:01.774 |
| 9 | 19.278 | 20.915 | 22.235 | 1:02.428 |
| 10 | 19.322 | 20.378 | 22.178 | 1:01.878 |

| Tours | Secteur 1 | Secteur 2 | Secteur 3 | Temps au tour |
|-----------------------------|-----------|-----------|-----------|---------------|
| N°88 BIENAIME Elouan | | | | |
| 1 | 19.536 | 19.806 | 21.729 | 1:01.071 |
| 2 | 19.229 | 19.893 | 21.450 | 1:00.572 |
| 3 | 19.011 | 19.687 | 21.404 | 1:00.102 |
| 4 | 19.048 | 19.699 | 21.407 | 1:00.154 |
| 5 | 18.976 | 19.694 | 21.449 | 1:00.119 |
| 6 | 18.874 | 19.686 | 21.314 | 59.874 |
| 7 | 18.883 | 19.714 | 21.295 | 59.892 |
| 8 | 18.847 | 19.675 | 21.358 | 59.880 |
| 9 | 18.820 | 19.633 | 21.338 | 59.791 |
| 10 | 18.751 | 19.830 | 21.344 | 59.925 |



Minime

CHP.IDF. Minime
Pre-Finale (pf)
Grille de départ

Sous réserve du contrôle technique ou d'incidents d'ordre sportif

| | | | | |
|----|-----------------------|----|----|---------------------|
| 16 | SAELLES Romain | 12 | 47 | ROLLAND ROBLES Nils |
| 21 | NABTI-VIENNET Raphael | 11 | 28 | DOUCET Robin |
| 20 | ESTEVEES Pablo | 10 | 11 | MACCHIONI Luca |
| 37 | LAMIRAUULT Pierre | 9 | 30 | LE MARCHAND Mael |
| 9 | BAZIRET Louis | 8 | 27 | PIAUD Clement |
| 88 | BIENAIME Elouan | 7 | 8 | SPIRGEL Tom |
| | | 6 | | |
| | | 5 | | |
| | | 4 | | |
| | | 3 | | |
| | | 2 | | |
| | | 1 | | |

POLE POSITION





CHP.IDF. Minime

Document 15.2 OFFICIEL

Minime

Finale (fi)

Résultats

Sous réserve du contrôle technique ou d'incidents d'ordre sportif

| Cl. | p-l | N° | Pilote | Club | Chassis | Meilleur S1 | Meilleur S2 | Meilleur S3 | Meilleur tour | Interv. | Ecart |
|-----|----------------|----|-----------------------|---------------|----------|-------------|-------------|-------------|---------------|----------|--------------|
| 1 | = | 88 | BIENAIME Elouan | Rosny 93 | KR | 18.821 | 19.521 | 21.216 | 59.662 | | |
| 2 | = | 8 | SPIRGEL Tom | Rosny 93 | Birel | 18.966 | 19.567 | 21.242 | 59.999 | 0.174 | 0.174 |
| 3 | ▲ ³ | 9 | BAZIRET Louis | Angerville | Parolin | 18.841 | 19.697 | 21.317 | 59.903 | 1.193 | 1.367 |
| 4 | ▼ ¹ | 27 | PIAUD Clement | Chatellerault | Top Kart | 18.924 | 19.586 | 21.344 | 1:00.046 | 5.478 | 6.845 |
| 5 | ▼ ¹ | 21 | NABTI-VIENNET Raphael | Brétigny | | 18.847 | 19.757 | 21.451 | 1:00.368 | 0.266 | 7.111 |
| 6 | ▲ ³ | 37 | LAMIRAULT Pierre | Val de Loire | Birel | 18.915 | 19.748 | 21.570 | 1:00.409 | 0.835 | 7.946 |
| 7 | ▼ ² | 30 | LE MARCHAND Mael | Rouen76 | KR | 18.877 | 19.728 | 21.457 | 1:00.095 | 0.432 | 8.378 |
| 8 | ▲ ⁴ | 16 | SAEILLES Romain | Beltoise | Energy | 19.260 | 20.075 | 21.912 | 1:01.465 | 1:10.297 | 1:18.675 |
| 9 | ▲ ¹ | 11 | MACCHIONI Luca | Angerville | Tony | 19.180 | 20.065 | 21.802 | 1:01.282 | 0.064 | 1:18.739 |
| 10 | ▲ ¹ | 47 | ROLLAND ROBLES Nils | Mantes | Birel | 19.298 | 20.086 | 22.037 | 1:01.765 | 4.796 | 1:23.535 |
| 11 | ▼ ³ | 20 | ESTEVES Pablo | Beltoise | Energy | | | | | 10 Tours | 10 Tours |
| 12 | ▼ ⁵ | 28 | DOUCET Robin | Salbris | Parolin | 18.996 | 19.700 | 21.468 | 1:00.270 | | Déclassement |

N°28 DOUCET Robin : a provoqué sortie de piste. Suivant la décision sportive N°26.

Tête de course : N°8 SPIRGEL Tom (1-8) / N°88 BIENAIME Elouan (9-9) / N°16 SALEILLES Romain (10-10)

Départ : 13/09 - 15:10:11

Meilleur tour : N°88 BIENAIME Elouan 59.662 72.41 km/h

Météo : Soleil Air : 25°C Piste : Sèche

Record de l'épreuve : N°88 BIENAIME Elouan 59.576 72.51 km/h



DOCUMENT N° 26

DÉCISION DES COMMISSAIRES SPORTIFS
STEWARDS' DECISION

PÉNALITÉ INFLIGÉE AU CONCURRENT (NOM) : **DOUCET David**
PENALTY INFLICTED UPON THE ENTRANT (NAME):

NUMERO DE LICENCE / LICENSE NUMBER : **263675**

N° : **28**
No.:

PILOTE : **DOUCET Robin**
DRIVER:

Concerne la partie de l'Épreuve : **Minime - Finale**
Concerns the part of the event:

ÉNONCÉ / STATEMENT:

disqualification de la manche

MOTIF / REASON:

Le pilote mentionné ci-dessus a provoqué la sortie de piste du pilote XX. Art. 3.6.2. du Code de Conduite sur circuit de karting 2020 et de l'Art.2.24 des Prescriptions Générales 2020 de la CIK-FIA et de l'Art. 12.3 du Code Sportif International FIA 2020.

* Le soussigné reconnaît avoir reçu copie de la présente notification et avoir été informé des voies de recours : DROIT D'APPEL, Règlementation ASN et des conséquences qui en découlent (juridiques et financières).
Le concurrent doit déclarer, par écrit, dans l'heure qui suit la notification ou la publication de la décision, au Directeur de Course ou à un Commissaire Sportif, son intention de faire appel. Il doit joindre impérativement à cette déclaration d'appel une caution d'appel de : 3300 € (appel national FFSA).
Il doit confirmer intention en envoyant sa lettre à l'ASN dans les formes et délais prévus par les règlements applicables.

Décision annoncée
Decision announced

Date / Date: **13/09/2020**

Heure / Time: **15:50**

Nom / Name

Signature

Président du Collège / Chairman of the Panel:

P.C.S. T.BLIN **59429 (IDF)**

Membres du Collège / Members of the Panel:

T.LEGUILLETTE **138211 (IDF)**

M.CHAL **82467 (IDF)**

NOTIFICATION AU CONCURRENT CONCERNÉ / NOTIFICATION TO THE RELEVANT ENTRANT

Je soussigné :
I undersigned: Nom personnel / personal name

Représentant du Concurrent : **DOUCET David**
Representing the Entrant: Nom du Concurrent / Entrant's name

Certifie avoir reçu notification du document N° **26** des Commissaires Sportifs de l'Épreuve.
Certify that I have been notified of document No. by the Stewards of the Meeting.

Date : Heure / Time: Signature :



CHP.IDF. Minime

Minime

Finale (fi)

Pour information, sans valeur officielle

Tableau des tours

| | 1 | 2 | 3 | 4 | 5 | 6 | 7 | 8 | 9 | 10 | 11 | 12 |
|----------------------|---------------|----------------------|---------------------|----------------------|----------------------|----------------------|----------------------|----------------------|-----------|-----------|-----------|----|
| Grille | 88 | 8 | 27 | 21 | 30 | 9 | 28 | 20 | 37 | 11 | 47 | 16 |
| Départ | 8 | 88 | 21 | 27 | 9 | 9 | 30 | 28 | 37 | 11 | 16 | 47 |
| Tour 1 Intervalle | 8 | 21 1.2 | 88 0.2 | 9 0.2 | 30 0.2 | 37 0.3 | 27 0.8 | 16 0.3 | 47 0.2 | 28 0.0 | 11 0.4 | |
| Tour 2 | 8 | 88 1.6 | 9 0.3 | 37 1.3 | 21 0.6 | 27 0.1 | 30 0.3 | 28 0.6 | 16 0.2 | 11 0.5 | 47 1.1 | |
| Tour 3 | 8 | 88 1.5 | 9 0.4 | 37 2.4 | 21 0.0 | 27 0.0 | 30 0.4 | 28 0.7 | 16 1.4 | 11 0.1 | 47 2.2 | |
| Tour 4 | 8 | 88 1.3 | 9 0.4 | 21 3.1 | 37 0.5 | 27 0.0 | 30 0.3 | 28 0.2 | 16 2.2 | 11 0.0 | 47 3.4 | |
| Tour 5 | 8 | 88 1.1 | 9 0.3 | 21 3.6 | 27 0.5 | 37 0.4 | 30 0.3 | 28 0.1 | 16 3.5 | 11 0.9 | 47 2.8 | |
| Tour 6 | 8 | 88 0.7 | 9 0.6 | 21 4.0 | 27 0.4 | 37 0.5 | 28 0.6 | 30 0.1 | 16 4.3 | 11 1.0 | 47 3.7 | |
| Tour 7 | 8 | 88 0.3 | 9 1.0 | 21 4.3 | 27 0.1 | 37 1.0 | 28 0.4 | 30 0.4 | 16 5.3 | 11 1.4 | 47 3.4 | |
| Tour 8 | 8 | 88 0.0 | 9 1.2 | 27 4.7 | 21 0.1 | 37 1.1 | 28 0.4 | 30 0.3 | 16 6.5 | 11 1.2 | 47 3.8 | |
| Tour 9 | 88 | 88 0.1 | 9 1.1 | 21 5.7 | 27 0.0 | 37 0.8 | 28 0.2 | 30 0.2 | 16 8.2 | 11 0.7 | 47 4.3 | |
| Tour 10 | 16 | 11 0.0 | 47 4.7 | | | | | | | | | |



CHP.IDF. Minime

Minime


Finale (fi)

Analyse des tours

Pour information, sans valeur officielle

| Tours | Secteur 1 | Secteur 2 | Secteur 3 | Temps au tour |
|-----------------------------------|-----------|-----------|-----------|---------------|
| N°8 SPIRGEL Tom | | | | |
| 1 | 19.163 | 20.050 | 21.454 | 1:00.667 |
| 2 | 19.017 | 19.863 | 21.414 | 1:00.294 |
| 3 | 19.008 | 19.729 | 21.442 | 1:00.179 |
| 4 | 18.990 | 19.796 | 21.470 | 1:00.256 |
| 5 | 19.009 | 19.775 | 21.440 | 1:00.224 |
| 6 | 19.020 | 19.684 | 21.382 | 1:00.086 |
| 7 | 18.966 | 19.668 | 21.365 | 59.999 |
| 8 | 19.005 | 19.705 | 21.365 | 1:00.075 |
| 9 | 19.278 | 19.567 | 21.242 | 1:00.087 |
| N°9 BAZIRET Louis | | | | |
| 1 | 19.890 | 20.864 | 21.448 | 1:02.202 |
| 2 | 19.139 | 19.825 | 21.525 | 1:00.489 |
| 3 | 19.007 | 19.697 | 21.526 | 1:00.230 |
| 4 | 18.841 | 19.716 | 21.446 | 1:00.003 |
| 5 | 18.879 | 19.707 | 21.317 | 59.903 |
| 6 | 18.925 | 19.744 | 21.319 | 59.988 |
| 7 | 18.969 | 19.745 | 21.406 | 1:00.120 |
| 8 | 18.841 | 19.712 | 21.394 | 59.947 |
| 9 | 18.854 | 19.732 | 21.358 | 59.944 |
| N°11 MACCHIONI Luca | | | | |
| 1 | 20.261 | 21.670 | 21.970 | 1:03.901 |
| 2 | 19.470 | 20.244 | 22.246 | 1:01.960 |
| 3 | 19.225 | 20.142 | 22.120 | 1:01.487 |
| 4 | 19.517 | 20.094 | 21.802 | 1:01.413 |
| 5 | 19.710 | 20.169 | 22.871 | 1:02.750 |
| 6 | 19.243 | 20.147 | 22.280 | 1:01.670 |
| 7 | 20.064 | 20.150 | 21.952 | 1:02.166 |
| 8 | 19.330 | 20.121 | 21.913 | 1:01.364 |
| 9 | 19.180 | 20.065 | 22.037 | 1:01.282 |
| 10 | | | | 1:01.352 |
| N°16 SALEILLES Romain | | | | |
| 1 | 20.421 | 20.574 | 21.957 | 1:02.952 |
| 2 | 19.545 | 20.321 | 22.303 | 1:02.169 |
| 3 | 19.531 | 20.265 | 22.137 | 1:01.933 |
| 4 | 19.478 | 20.075 | 21.912 | 1:01.465 |
| 5 | 19.477 | 20.253 | 22.188 | 1:01.918 |
| 6 | 19.260 | 20.336 | 21.965 | 1:01.561 |
| 7 | 19.268 | 20.287 | 22.135 | 1:01.690 |
| 8 | 19.335 | 20.190 | 22.040 | 1:01.565 |
| 9 | 19.354 | 20.172 | 22.297 | 1:01.823 |
| 10 | | | | 1:02.042 |
| N°21 NABTI-VIENNET Raphael | | | | |
| 1 | 19.756 | 20.300 | 21.811 | 1:01.867 |
| 2 | 19.192 | 21.511 | 22.373 | 1:03.076 |
| 3 | 19.251 | 19.769 | 21.647 | 1:00.667 |
| 4 | 19.188 | 19.898 | 21.555 | 1:00.641 |
| 5 | 19.013 | 19.892 | 21.465 | 1:00.370 |
| 6 | 19.146 | 19.786 | 21.517 | 1:00.449 |
| 7 | 19.160 | 19.757 | 21.451 | 1:00.368 |
| 8 | 18.847 | 20.060 | 21.608 | 1:00.515 |
| 9 | 19.007 | 19.823 | 21.959 | 1:00.789 |
| N°27 PIAUD Clement | | | | |
| 1 | 19.695 | 22.188 | 21.777 | 1:03.660 |
| 2 | 19.180 | 19.843 | 22.293 | 1:01.316 |
| 3 | 19.353 | 19.706 | 21.558 | 1:00.617 |
| 4 | 19.643 | 19.976 | 21.514 | 1:01.133 |

| Tours | Secteur 1 | Secteur 2 | Secteur 3 | Temps au tour |
|---------------------------------|-----------|-----------|-----------|---------------|
| 5 | 19.239 | 19.734 | 21.344 | 1:00.317 |
| 6 | 19.315 | 19.721 | 21.365 | 1:00.401 |
| 7 | 19.003 | 19.586 | 21.457 | 1:00.046 |
| 8 | 18.924 | 19.690 | 21.636 | 1:00.250 |
| 9 | 18.948 | 19.850 | 22.128 | 1:00.926 |
| N°28 DOUCET Robin | | | | |
| 1 | 21.746 | 20.241 | 21.718 | 1:03.705 |
| 2 | 19.721 | 20.028 | 21.825 | 1:01.574 |
| 3 | 19.263 | 19.902 | 21.648 | 1:00.813 |
| 4 | 19.237 | 19.787 | 21.602 | 1:00.626 |
| 5 | 19.251 | 19.768 | 21.584 | 1:00.603 |
| 6 | 19.394 | 19.708 | 21.567 | 1:00.669 |
| 7 | 19.087 | 19.706 | 21.543 | 1:00.336 |
| 8 | 19.161 | 19.813 | 21.468 | 1:00.442 |
| 9 | 18.996 | 19.700 | 21.574 | 1:00.270 |
| N°30 LE MARCHAND Mael | | | | |
| 1 | 20.615 | 20.143 | 21.501 | 1:02.259 |
| 2 | 19.110 | 21.174 | 22.553 | 1:02.837 |
| 3 | 19.179 | 19.798 | 21.703 | 1:00.680 |
| 4 | 19.414 | 20.188 | 21.491 | 1:01.093 |
| 5 | 19.243 | 19.887 | 21.627 | 1:00.757 |
| 6 | 19.645 | 19.813 | 21.464 | 1:00.922 |
| 7 | 19.095 | 19.797 | 21.740 | 1:00.632 |
| 8 | 19.090 | 19.728 | 21.585 | 1:00.403 |
| 9 | 18.877 | 19.761 | 21.457 | 1:00.095 |
| N°37 LAMIRAUT Pierre | | | | |
| 1 | 20.252 | 20.141 | 21.669 | 1:02.062 |
| 2 | 19.180 | 20.235 | 21.871 | 1:01.286 |
| 3 | 19.401 | 20.138 | 21.748 | 1:01.287 |
| 4 | 19.629 | 19.929 | 21.710 | 1:01.268 |
| 5 | 19.488 | 19.748 | 21.609 | 1:00.845 |
| 6 | 19.044 | 19.824 | 21.570 | 1:00.438 |
| 7 | 19.073 | 19.809 | 21.694 | 1:00.576 |
| 8 | 18.915 | 19.769 | 21.725 | 1:00.409 |
| 9 | 19.001 | 19.818 | 21.687 | 1:00.506 |
| N°47 ROLLAND ROBLES Nils | | | | |
| 1 | 20.631 | 20.382 | 22.037 | 1:03.050 |
| 2 | 20.792 | 20.501 | 22.367 | 1:03.660 |
| 3 | 19.500 | 20.559 | 22.473 | 1:02.532 |
| 4 | 19.730 | 20.416 | 22.444 | 1:02.590 |
| 5 | 19.647 | 20.280 | 22.261 | 1:02.188 |
| 6 | 19.701 | 20.396 | 22.479 | 1:02.576 |
| 7 | 19.457 | 20.200 | 22.212 | 1:01.869 |
| 8 | 19.298 | 20.248 | 22.239 | 1:01.785 |
| 9 | 19.570 | 20.086 | 22.131 | 1:01.787 |
| 10 | | | | 1:01.765 |
| N°88 BIENAIME Elouan | | | | |
| 1 | 19.955 | 20.818 | 21.405 | 1:02.178 |
| 2 | 19.006 | 19.981 | 21.360 | 1:00.347 |
| 3 | 19.010 | 19.647 | 21.472 | 1:00.129 |
| 4 | 18.854 | 19.763 | 21.404 | 1:00.021 |
| 5 | 18.889 | 19.686 | 21.453 | 1:00.028 |
| 6 | 18.821 | 19.570 | 21.271 | 59.662 |
| 7 | 18.866 | 19.572 | 21.232 | 59.670 |
| 8 | 18.842 | 19.709 | 21.216 | 59.767 |
| 9 | 19.032 | 19.521 | 21.288 | 59.841 |



Minime

CHP.IDF. Minime


Finale (fi)


Grille de départ

Sous réserve du contrôle technique ou d'incidents d'ordre sportif

| | | |
|------------------------|-----------|--------------------------|
| | 12 | 16 SALEILLES Romain |
| 47 ROLLAND ROBLES Nils | 11 | |
| | 10 | 11 MACCHIONI Luca |
| 37 LAMIRAUT Pierre | 9 | |
| | 8 | 20 ESTEVES Pablo |
| 28 DOUCET Robin | 7 | |
| | 6 | 9 BAZIRET Louis |
| 30 LE MARCHAND Mael | 5 | |
| | 4 | 21 NABTI-VIENNET Raphael |
| 27 PIAUD Clement | 3 | |
| | 2 | 8 SPIRGEL Tom |
| 88 BIENAIME Elouan | 1 | |

POLE POSITION





Minime

**CHP.IDF. Minime
Liste des pilotes (12 Pilotes)**

| N° | Pilote | Transpondeur | Club | Licence | Concurrent | Lic-Concurrent | Chassis |
|----|------------------------------|--------------|---------------|---------|----------------------|----------------|----------|
| 8 | SPIRGEL Tom | 2627312 | Rosny 93 | 142983 | SPIRGEL Cédric | 68815 | Birel |
| 9 | BAZIRET Louis | 51 | Angerville | 260512 | BAZIRET Yoann | 42209 | Parolin |
| 11 | MACCHIONI Luca | 48 | Angerville | 299057 | MACCHIONI Marc | 299596 | Tony |
| 16 | SAEILLES Romain | 109 | Beltoise | 307522 | SAEILLES Cyril | 236407 | Energy |
| 20 | ESTEVEES Pablo | 110 | Beltoise | 142530 | ESTEVEES Bruno | 217990 | Energy |
| 21 | NABTI-VIENNET Raphael | 2038648 | Brétigny | 263355 | VIENNET Stéphanie | 300595 | |
| 27 | PIAUD Clement | 2886264 | Chatellerault | 256687 | PIAUD Sylvain | 136189 | Top Kart |
| 28 | DOUCET Robin | 39 | Salbris | 263675 | DOUCET David | 77480 | Parolin |
| 30 | LE MARCHAND Mael | 118 | Rouen76 | 296556 | LE MARCHAND Matthieu | 114294 | KR |
| 37 | LAMIRAULT Pierre | 38 | Val de Loire | 136320 | LAMIRAULT Vincent | 257595 | Birel |
| 47 | ROLLAND ROBLES Nils | 114 | Mantes | 250130 | ROLLAND Olivier | 308061 | Birel |
| 88 | BIENAIME Elouan | 36 | Rosny 93 | 251478 | BIENAIME Rodrigue | 253067 | KR |