


Minime

**CHP.IDF. Minime
Liste des pilotes (20 Pilotes)**

Document 2.2

N°	Pilote	Club	Licence	Concurrent	Lic-Concurrent	Chassis
4	ROBILLOT Leni	Sens/Paris	296757	ROBILLOT ARNAUD	165205	Tonykart
5	GOMIS Eliot	Rosny93	310181	GOMIS THOMAS	141994	Kosmic
6	MÜLLER Tom	Rosny93	323009	MULLER YOAN	325805	OTK
7	SOER Carsten	Angerville	322947	SOER ROGIER	325675	Kosmic
8	SEBAIHI Amir	Rosny 93	306018	SEBAIHI NOUR-EDDINE	325950	Birel
9	BAZIRET Louis	Rouen 76	260512	BAZIRET YOANN	42209	Parolin
10	TEIXEIRA Eloise	JBH	309720	TEIXEIRA SAMUEL	57438	Kosmic
11	ZHU Zack	Rosny93	304768	ZHU LIQIAN	306275	Redspeed
12	ROYANT BONGRAND Liam	AS Mantaise	256424	ROYANT FABRICE	309127	Energy Corse
14	MALHER Antoine	Cormeilles	139173	RICHE MORGAN	155068	EOS
15	THIEBAULT Noam	Sens/Paris	310513	THIEBAULT CEDRIC	316752	Redspeed
16	THIEBAULT Leny	Sens	310514	THIEBAULT CEDRIC	316752	Redspeed
17	GRISEL Antoine	La Hague	139504		70085	Kosmic
18	PANTOLI Amine	Rosny 93	318761		262197	Evokart
23	ZLOBINSKI Johan	Angerville	314647	ZLOBINSKI FRANCK	314410	FA Kart
30	BAILLY Ethan	Sens/Paris	311118		206341	Kosmic
40	VINOT Malone	Le Creusot	257088		65732	OTK
44	PETIT Mael	Rosny 93	315239	PETIT JULIEN	100593	Birel
47	BRAGEOT Mattis	KARTING CLUB PAYS AG	314013	BRAGEOT MIKAEL	314385	Redspeed
57	MEUSNIER Victor	Angerville	319719	MEUSNIER JEN-BAPTISTE	315503	KR



Minime


CHP.IDF. Minime

Libres 1 (I1)

Résultats

Sous réserve du contrôle technique ou d'incidents d'ordre sportif

Clt	N°	Pilote	Chassis	Club	Secteur 1	Secteur 2	Secteur 3	Temps	Ecart	Interv.	Tour
1	11	ZHU Zack	Redspeed	Rosny93	27.789	28.323	29.181	1:25.293			5
2	5	GOMIS Eliot	Kosmic	Rosny93	29.096	28.507	29.345	1:26.948	1.655	1.655	6
3	6	MÜLLER Tom	OTK	Rosny93	27.744	29.267	29.985	1:26.996	1.703	0.048	3
4	4	ROBILLOT Leni	Tonykart	Sens/Paris	28.279	29.467	30.389	1:28.135	2.842	1.139	5
5	7	SOER Carsten	Kosmic	Angerville	29.809	29.523	30.195	1:29.527	4.234	1.392	3



Minime


CHP.IDF. Minime

Libres 1 (I1)

Pour information, sans valeur officielle

Best Sectors Analysis

S1			S2			S3			Ideal Lap Times					
Clt	N°	Temps	Clt	N°	Temps	Clt	N°	Temps	p-l	Ideal Lap	Best Lap	Diff.		
1	11	27.338	1	11	28.232	1	11	29.082	1	11	ZHU Zack	1:24.652	1:25.293	0.641
2	6	27.744	2	5	28.507	2	5	29.345	2	5	GOMIS Eliot	1:25.819	1:26.948	1.129
3	5	27.967	3	6	28.909	3	6	29.934	3	6	MÜLLER Tom	1:26.587	1:26.996	0.409
4	4	28.279	4	4	29.467	4	4	30.038	4	4	ROBILLOT Leni	1:27.784	1:28.135	0.351
5	7	29.629	5	7	29.523	5	7	30.195	5	7	SOER Carsten	1:29.347	1:29.527	0.180




Minime

CHP.IDF. Minime Libres 1 (I1) Analyse des tours

Pour information, sans valeur officielle

Tours	Secteur 1	Secteur 2	Secteur 3	Temps au tour
N°4 ROBILLOT Leni				
1	29.975	30.206	30.287	1:30.468
2	1:34.877	29.874	30.956	2:35.707
3	29.152	30.438	30.830	1:30.420
4	29.995	30.603	30.038	1:30.636
5	28.279	29.467	30.389	1:28.135
N°5 GOMIS Eliot				
1	31.549	31.099	30.272	1:32.920
2	28.825	29.181	29.599	1:27.605
3	27.967	35.841	29.609	1:33.417
4	28.184	28.718	30.060	1:26.962
5	28.287	28.869	30.093	1:27.249
6	29.096	28.507	29.345	1:26.948
N°6 MÜLLER Tom				
1	34.208	30.646	30.216	1:35.070
2	28.516	29.718	29.934	1:28.168
3	27.744	29.267	29.985	1:26.996
4	28.416	28.909	29.936	1:27.261
N°7 SOER Carsten				
1	30.995	30.473	30.713	1:32.181
2	29.629	29.702	30.262	1:29.593
3	29.809	29.523	30.195	1:29.527
N°11 ZHU Zack				
1	29.461	28.521	29.082	1:27.064
2	27.338	28.511	1:33.519	2:29.368
3	33.012	32.034	29.528	1:34.574
4	28.360	28.232	30.557	1:27.149
5	27.789	28.323	29.181	1:25.293



Minime


CHP.IDF. Minime

Libres 2 (I2)

Résultats

Sous réserve du contrôle technique ou d'incidents d'ordre sportif

Clt	N°	Pilote	Chassis	Club	Secteur 1	Secteur 2	Secteur 3	Temps	Ecart	Interv.	Tour
1	9	BAZIRET Louis	Parolin	Rouen 76	27.077	27.666	28.533	1:23.276			5
2	11	ZHU Zack	Redspeed	Rosny93	27.482	27.488	28.436	1:23.406	0.130	0.130	3
3	4	ROBILLOT Leni	Tonykart	Sens/Paris	27.713	27.857	29.067	1:24.637	1.361	1.231	4
4	5	GOMIS Eliot	Kosmic	Rosny93	28.033	28.850	28.940	1:25.823	2.547	1.186	2
5	6	MÜLLER Tom	OTK	Rosny93	28.093	28.926	29.332	1:26.351	3.075	0.528	4
6	7	SOER Carsten	Kosmic	Angerville	28.637	28.950	29.202	1:26.789	3.513	0.438	3
7	18	PANTOLI Amine	Evokart	Rosny 93	28.795	29.047	30.250	1:28.092	4.816	1.303	3
8	57	MEUSNIER Victor	KR	Angerville	30.978	32.282	32.661	1:35.921	12.645	7.829	4
9	44	PETIT Mael	Birel	Rosny 93	30.090	31.425	35.844	1:37.359	14.083	1.438	3



Minime


CHP.IDF. Minime

Libres 2 (I2)

Pour information, sans valeur officielle

Best Sectors Analysis

S1			S2			S3			Ideal Lap Times					
Clt	N°	Temps	Clt	N°	Temps	Clt	N°	Temps	p-l	Ideal Lap	Best Lap	Diff.		
1	9	27.077	1	11	27.488	1	11	28.184	1	11	ZHU Zack	1:23.154	1:23.406	0.252
2	11	27.482	2	9	27.660	2	9	28.464	2	9	BAZIRET Louis	1:23.201	1:23.276	0.075
3	4	27.630	3	4	27.857	3	4	28.555	3	4	ROBILLOT Leni	1:24.042	1:24.637	0.595
4	5	27.636	4	18	28.661	4	5	28.940	4	5	GOMIS Eliot	1:25.415	1:25.823	0.408
5	6	27.779	5	5	28.839	5	7	29.202	5	6	MÜLLER Tom	1:26.037	1:26.351	0.314
6	7	28.583	6	7	28.916	6	6	29.332	6	7	SOER Carsten	1:26.701	1:26.789	0.088
7	18	28.795	7	6	28.926	7	18	30.012	7	18	PANTOLI Amine	1:27.468	1:28.092	0.624
8	44	30.090	8	44	30.656	8	44	32.049	8	44	PETIT Mael	1:32.795	1:37.359	4.564
9	57	30.978	9	57	31.736	9	57	32.661	9	57	MEUSNIER Victor	1:35.375	1:35.921	0.546



Minime


CHP.IDF. Minime

Libres 2 (I2)

Analyse des tours

Pour information, sans valeur officielle

Tours	Secteur 1	Secteur 2	Secteur 3	Temps au tour
N°4 ROBILLOT Leni				
1	29.368	28.701	28.906	1:26.975
2	28.570	29.002	28.555	1:26.127
3	27.630	28.599	29.441	1:25.670
4	27.713	27.857	29.067	1:24.637
5	1:12.232	28.624	29.362	2:10.218
N°5 GOMIS Eliot				
1	29.916	29.479	29.161	1:28.556
2	28.033	28.850	28.940	1:25.823
3	27.636	29.280	29.347	1:26.263
4	27.845	29.384	29.558	1:26.787
5	28.894	28.839	29.765	1:27.498
N°6 MÜLLER Tom				
1	30.839	30.366	29.594	1:30.799
2	28.135	31.130	29.719	1:28.984
3	27.895	29.199	29.460	1:26.554
4	28.093	28.926	29.332	1:26.351
5	27.779	29.139	29.840	1:26.758
N°7 SOER Carsten				
1	30.959	29.952	29.398	1:30.309
2	29.377	29.173	34.511	1:33.061
3	28.637	28.950	29.202	1:26.789
4	29.191	29.289	29.466	1:27.946
5	28.583	28.916	29.309	1:26.808
N°9 BAZIRET Louis				
1	29.573	28.561	28.813	1:26.947
2	28.311	28.715	28.464	1:25.490
3	27.904	27.833	28.932	1:24.669
4	27.763	27.660	28.509	1:23.932
5	27.077	27.666	28.533	1:23.276
N°11 ZHU Zack				
1	28.729	27.929	28.184	1:24.842
2	27.591	27.942	28.310	1:23.843
3	27.482	27.488	28.436	1:23.406
4	27.772	28.230	28.630	1:24.632
5	27.911	28.432	28.789	1:25.132
N°18 PANTOLI Amine				
1	31.102	31.320	30.053	1:32.475
2	28.854	29.700	30.012	1:28.566
3	28.795	29.047	30.250	1:28.092
4	29.450	28.661	30.096	1:28.207
5	28.912	28.798	35.068	1:32.778
N°44 PETIT Mael				
1	31.914	45.299	32.049	1:49.262
2	30.410	30.656	42.243	1:43.309
3	30.090	31.425	35.844	1:37.359
4	32.001	35.601	35.359	1:42.961
N°57 MEUSNIER Victor				
1	35.857	49.810	34.582	2:00.249
2	31.457	31.736	32.964	1:36.157
3	37.107	31.918	32.840	1:41.865
4	30.978	32.282	32.661	1:35.921



Minime


CHP.IDF. Minime

Libres 3 (I3)

Résultats

Sous réserve du contrôle technique ou d'incidents d'ordre sportif

Clt	N°	Pilote	Chassis	Club	Secteur 1	Secteur 2	Secteur 3	Temps	Ecart	Interv.	Tour
1	11	ZHU Zack	Redspeed	Rosny93	30.356	31.516	32.373	1:34.245			3
2	17	GRISEL Antoine	Kosmic	La Hague	30.834	32.187	32.610	1:35.631	1.386	1.386	4
3	9	BAZIRET Louis	Parolin	Rouen 76	30.982	31.823	33.130	1:35.935	1.690	0.304	3
4	6	MÜLLER Tom	OTK	Rosny93	31.195	31.605	33.293	1:36.093	1.848	0.158	2
5	7	SOER Carsten	Kosmic	Angerville	31.968	32.223	33.513	1:37.704	3.459	1.611	3
6	4	ROBILLOT Leni	Tonykart	Sens/Paris	31.638	32.138	33.985	1:37.761	3.516	0.057	2
7	5	GOMIS Eliot	Kosmic	Rosny93	32.328	32.802	34.568	1:39.698	5.453	1.937	4
8	23	ZLOBINSKI Johan	FA Kart	Angerville	32.642	33.485	34.600	1:40.727	6.482	1.029	4
9	15	THIEBAULT Noam	Redspeed	Sens/Paris	32.941	33.153	35.103	1:41.197	6.952	0.470	4
10	8	SEBAIHI Amir	Birel	Rosny 93	33.210	34.245	34.735	1:42.190	7.945	0.993	3
11	12	ROYANT BONGRAND Liam	Energy Corse	AS Mantaïse	33.630	35.740	35.621	1:44.991	10.746	2.801	2
12	18	PANTOLI Amine	Evokart	Rosny 93	33.879	33.950	37.283	1:45.112	10.867	0.121	3
13	16	THIEBAULT Leny	Redspeed	Sens	34.601	34.790	36.755	1:46.146	11.901	1.034	4
14	30	BAILLY Ethan	Kosmic	Sens/Paris	39.280	35.934	35.328	1:50.542	16.297	4.396	3
15	57	MEUSNIER Victor	KR	Angerville	57.715	36.814	37.654	2:12.183	37.938	21.641	1
16	10	TEIXEIRA Eloise	Kosmic	JBH	53.515	54.739	41.622	2:29.876	55.631	17.693	3



CHP.IDF. Minime


Minime

Libres 3 (I3)

Pour information, sans valeur officielle

Best Sectors Analysis

S1			S2			S3			Ideal Lap Times					
Clt	N°	Temps	Clt	N°	Temps	Clt	N°	Temps	p-l	Ideal Lap	Best Lap	Diff.		
1	11	30.356	1	11	31.246	1	11	32.178	1	11	ZHU Zack	1:33.780	1:34.245	0.465
2	17	30.834	2	6	31.605	2	17	32.610	2	17	GRISEL Antoine	1:35.387	1:35.631	0.244
3	6	30.966	3	9	31.823	3	9	32.978	3	9	BAZIRET Louis	1:35.783	1:35.935	0.152
4	9	30.982	4	17	31.943	4	7	33.283	4	6	MÜLLER Tom	1:35.864	1:36.093	0.229
5	4	31.584	5	4	32.138	5	6	33.293	5	7	SOER Carsten	1:37.402	1:37.704	0.302
6	5	31.597	6	7	32.151	6	4	33.886	6	4	ROBILLOT Leni	1:37.608	1:37.761	0.153
7	7	31.968	7	5	32.454	7	23	34.352	7	5	GOMIS Eliot	1:38.619	1:39.698	1.079
8	23	32.173	8	15	33.153	8	5	34.568	8	23	ZLOBINSKI Johan	1:39.838	1:40.727	0.889
9	12	32.919	9	18	33.294	9	8	34.735	9	15	THIEBAULT Noam	1:41.197	1:41.197	
10	30	32.940	10	23	33.313	10	15	35.103	10	18	PANTOLI Amine	1:42.102	1:45.112	3.010
11	15	32.941	11	8	34.219	11	30	35.328	11	8	SEBAIHI Amir	1:42.164	1:42.190	0.026
12	18	33.140	12	16	34.790	12	12	35.621	12	12	ROYANT BONGRAND Liam	1:43.335	1:44.991	1.656
13	8	33.210	13	12	34.795	13	18	35.668	13	30	BAILLY Ethan	1:44.202	1:50.542	6.340
14	16	33.526	14	30	35.934	14	16	36.755	14	16	THIEBAULT Leny	1:45.071	1:46.146	1.075
15	57	35.108	15	57	36.814	15	57	37.654	15	57	MEUSNIER Victor	1:49.576	2:12.183	22.607
16	10	50.878	16	10	43.383	16	10	41.622	16	10	TEIXEIRA Eloise	2:15.883	2:29.876	13.993



Minime

CHP.IDF. Minime


Libres 3 (I3)

Analyse des tours

Pour information, sans valeur officielle

Tours	Secteur 1	Secteur 2	Secteur 3	Temps au tour
N°4 ROBILLOT Leni				
1	35.654	33.971	34.456	1:44.081
2	31.638	32.138	33.985	1:37.761
3	31.584	32.471	33.886	1:37.941
4	35.869	32.339	34.283	1:42.491
N°5 GOMIS Eliot				
1	34.239	33.273	34.802	1:42.314
2	31.597	1:04.360	35.128	2:11.085
3	31.914	32.454	36.546	1:40.914
4	32.328	32.802	34.568	1:39.698
N°6 MÜLLER Tom				
1	32.305	34.260	34.513	1:41.078
2	31.195	31.605	33.293	1:36.093
3	30.966	1:00.824	33.726	2:05.516
4	31.371	32.531	35.017	1:38.919
N°7 SOER Carsten				
1	36.235	35.510	35.662	1:47.407
2	33.144	35.014	34.142	1:42.300
3	31.968	32.223	33.513	1:37.704
4	35.150	32.151	33.283	1:40.584
N°8 SEBAIHI Amir				
1	36.134	35.555	35.836	1:47.525
2	33.244	34.219	1:35.817	2:43.280
3	33.210	34.245	34.735	1:42.190
4	38.727	34.859	35.034	1:48.620
N°9 BAZIRET Louis				
1	33.458	33.341	33.922	1:40.721
2	31.047	31.915	32.978	1:35.940
3	30.982	31.823	33.130	1:35.935
N°10 TEIXEIRA Eloise				
1	57.392	43.383	50.367	2:31.142
2	50.878	46.125	1:00.384	2:37.387
3	53.515	54.739	41.622	2:29.876
N°11 ZHU Zack				
1	32.393	35.043	34.144	1:41.580
2	30.969	31.508	32.178	1:34.655
3	30.356	31.516	32.373	1:34.245
4	31.306	31.246	39.413	1:41.965
N°12 ROYANT BONGRAND Liam				
1	44.344	35.629	36.570	1:56.543
2	33.630	35.740	35.621	1:44.991
3	33.510	34.795	42.421	1:50.726
4	32.919	36.500	36.340	1:45.759
N°15 THIEBAULT Noam				
1	38.443	35.708	36.642	1:50.793
2	33.644	36.023	35.383	1:45.050
3	33.323	33.651	35.844	1:42.818
4	32.941	33.153	35.103	1:41.197
N°16 THIEBAULT Leny				
1	49.049	44.937	38.046	2:12.032
2	33.526	51.137	41.429	2:06.092
3	39.411	38.115	37.660	1:55.186
4	34.601	34.790	36.755	1:46.146
N°17 GRISEL Antoine				
1	33.423	33.340	33.756	1:40.519
2	30.965	31.943	33.195	1:36.103

Tours	Secteur 1	Secteur 2	Secteur 3	Temps au tour
3	30.897	31.973	36.008	1:38.878
4	30.834	32.187	32.610	1:35.631
N°18 PANTOLI Amine				
1	46.760	34.472	40.464	2:01.696
2	33.140	38.927	35.668	1:47.735
3	33.879	33.950	37.283	1:45.112
4	33.224	33.294	39.153	1:45.671
N°23 ZLOBINSKI Johan				
1	34.294	37.726	34.352	1:46.372
2	32.254	34.196	34.635	1:41.085
3	32.173	33.313	55.458	2:00.944
4	32.642	33.485	34.600	1:40.727
N°30 BAILLY Ethan				
1	38.564	37.139	36.315	1:52.018
2	38.675	58.325	37.802	2:14.802
3	39.280	35.934	35.328	1:50.542
4	32.940	43.300	42.912	1:59.152
N°57 MEUSNIER Victor				
1	57.715	36.814	37.654	2:12.183
2	35.119	52.071	46.407	2:13.597
3	35.108	2:49.963	37.822	4:02.893




Minime

CHP.IDF. Minime
Libres 4 (I4)
Résultats

Sous réserve du contrôle technique ou d'incidents d'ordre sportif

Clt	N°	Pilote	Chassis	Club	Secteur 1	Secteur 2	Secteur 3	Temps	Ecart	Interv.	Tour
1	7	SOER Carsten	Kosmic	Angerville	30.044	30.275	30.903	1:31.222			5
2	9	BAZIRET Louis	Parolin	Rouen 76	30.370	29.796	31.237	1:31.403	0.181	0.181	5
3	11	ZHU Zack	Redspeed	Rosny93	29.778	30.336	31.921	1:32.035	0.813	0.632	5
4	17	GRISEL Antoine	Kosmic	La Hague	29.783	30.937	31.806	1:32.526	1.304	0.491	5
5	5	GOMIS Eliot	Kosmic	Rosny93	30.481	30.682	31.806	1:32.969	1.747	0.443	4
6	6	MÜLLER Tom	OTK	Rosny93	29.608	30.982	32.640	1:33.230	2.008	0.261	5
7	23	ZLOBINSKI Johan	FA Kart	Angerville	30.852	31.568	31.774	1:34.194	2.972	0.964	2
8	4	ROBILLOT Leni	Tonykart	Sens/Paris	30.625	31.097	32.561	1:34.283	3.061	0.089	2
9	8	SEBAIHI Amir	Birel	Rosny 93	31.010	32.385	32.436	1:35.831	4.609	1.548	5
10	18	PANTOLI Amine	Evokart	Rosny 93	31.829	31.926	33.439	1:37.194	5.972	1.363	5
11	12	ROYANT BONGRAND Liam	Energy Corse	AS Mantaïse	31.706	33.188	33.281	1:38.175	6.953	0.981	5
12	30	BAILLY Ethan	Kosmic	Sens/Paris	31.393	34.331	32.812	1:38.536	7.314	0.361	2
13	15	THIEBAULT Noam	Redspeed	Sens/Paris	32.356	32.928	34.282	1:39.566	8.344	1.030	3
14	57	MEUSNIER Victor	KR	Angerville	33.871	34.064	35.727	1:43.662	12.440	4.096	3
15	44	PETIT Mael	Birel	Rosny 93	34.084	34.285	35.482	1:43.851	12.629	0.189	1
16	16	THIEBAULT Leny	Redspeed	Sens	39.001	35.386	35.828	1:50.215	18.993	6.364	1
17	10	TEIXEIRA Eloise	Kosmic	JBH	51.813	38.528	40.900	2:11.241	40.019	21.026	1



Minime


CHP.IDF. Minime

Libres 4 (I4)

Pour information, sans valeur officielle

Best Sectors Analysis

S1			S2			S3			Ideal Lap Times						
Clt	N°	Temps	Clt	N°	Temps	Clt	N°	Temps	Clt	N°	Pilote	p-l	Ideal Lap	Best Lap	Diff.
1	11	28.972	1	11	29.640	1	11	30.513	1	11	ZHU Zack		1:29.125	1:32.035	2.910
2	6	29.474	2	9	29.796	2	7	30.903	2	9	BAZIRET Louis		1:30.307	1:31.403	1.096
3	9	29.564	3	7	30.188	3	9	30.947	3	7	SOER Carsten		1:30.888	1:31.222	0.334
4	17	29.752	4	6	30.294	4	17	31.387	4	6	MÜLLER Tom		1:31.422	1:33.230	1.808
5	7	29.797	5	5	30.682	5	5	31.568	5	17	GRISEL Antoine		1:32.076	1:32.526	0.450
6	5	30.166	6	4	30.739	6	6	31.654	6	5	GOMIS Eliot		1:32.416	1:32.969	0.553
7	23	30.224	7	17	30.937	7	23	31.774	7	23	ZLOBINSKI Johan		1:33.566	1:34.194	0.628
8	4	30.625	8	18	31.157	8	8	32.436	8	4	ROBILLOT Leni		1:33.925	1:34.283	0.358
9	8	31.010	9	23	31.568	9	4	32.561	9	8	SEBAIHI Amir		1:35.831	1:35.831	
10	30	31.393	10	12	32.002	10	30	32.812	10	18	PANTOLI Amine		1:35.965	1:37.194	1.229
11	12	31.496	11	8	32.385	11	12	32.861	11	12	ROYANT BONGRAND Liam		1:36.359	1:38.175	1.816
12	18	31.788	12	44	32.664	12	18	33.020	12	30	BAILLY Ethan		1:37.351	1:38.536	1.185
13	44	32.225	13	15	32.928	13	44	33.188	13	44	PETIT Mael		1:38.077	1:43.851	5.774
14	16	32.335	14	30	33.146	14	16	33.773	14	15	THIEBAULT Noam		1:39.262	1:39.566	0.304
15	15	32.356	15	57	33.180	15	15	33.978	15	16	THIEBAULT Leny		1:39.401	1:50.215	10.814
16	57	32.904	16	16	33.293	16	57	35.195	16	57	MEUSNIER Victor		1:41.279	1:43.662	2.383
17	10	49.793	17	10	34.922	17	10	40.607	17	10	TEIXEIRA Eloise		2:05.322	2:11.241	5.919



Minime

CHP.IDF. Minime Libres 4 (I4) Analyse des tours

Pour information, sans valeur officielle

Tours	Secteur 1	Secteur 2	Secteur 3	Temps au tour
N°4 ROBILLOT Leni				
1	1:02.211	30.739	32.598	2:05.548
2	30.625	31.097	32.561	1:34.283
3	30.669	30.979	33.738	1:35.386
4	1:45.636	30.764	32.886	2:49.286
N°5 GOMIS Eliot				
1	31.544	31.241	31.812	1:34.597
2	30.414	33.757	1:00.529	2:04.700
3	30.349	30.924	31.744	1:33.017
4	30.481	30.682	31.806	1:32.969
5	30.166	31.254	31.568	1:32.988
N°6 MÜLLER Tom				
1	31.087	31.357	31.716	1:34.160
2	29.513	36.682	31.771	1:37.966
3	29.474	30.449	38.329	1:38.252
4	32.005	30.294	31.654	1:33.953
5	29.608	30.982	32.640	1:33.230
N°7 SOER Carsten				
1	31.464	31.079	31.978	1:34.521
2	29.797	30.188	31.281	1:31.266
3	30.511	30.716	31.130	1:32.357
4	30.273	30.746	31.338	1:32.357
5	30.044	30.275	30.903	1:31.222
6	30.995	31.739	41.677	1:44.411
N°8 SEBAIHI Amir				
1	43.867	34.102	34.497	1:52.466
2	32.210	33.058	33.241	1:38.509
3	40.936	32.625	33.353	1:46.914
4	31.287	32.685	32.917	1:36.889
5	31.010	32.385	32.436	1:35.831
N°9 BAZIRET Louis				
1	33.501	32.777	32.896	1:39.174
2	29.564	31.878	31.424	1:32.866
3	30.038	30.579	31.291	1:31.908
4	29.884	30.576	30.947	1:31.407
5	30.370	29.796	31.237	1:31.403
N°10 TEIXEIRA Eloise				
1	51.813	38.528	40.900	2:11.241
2	49.793	34.922	59.955	2:24.670
3	1:57.923	1:03.359	40.607	3:41.889
N°11 ZHU Zack				
1	32.891	31.901	32.353	1:37.145
2	34.828	29.640	30.513	1:34.981
3	28.972	29.836	1:19.697	2:18.505
4	30.465	30.017	31.821	1:32.303
5	29.778	30.336	31.921	1:32.035
N°12 ROYANT BONGRAND Liam				
1	34.094	33.483	41.073	1:48.650
2	33.722	35.632	32.861	1:42.215
3	31.496	32.002	34.699	1:38.197
4	32.194	35.522	33.152	1:40.868
5	31.706	33.188	33.281	1:38.175
N°15 THIEBAULT Noam				
1	33.472	33.784	34.390	1:41.646

Tours	Secteur 1	Secteur 2	Secteur 3	Temps au tour
2	45.383	1:15.512	33.978	2:34.873
3	32.356	32.928	34.282	1:39.566
4	33.668	33.059	34.033	1:40.760
N°16 THIEBAULT Leny				
1	39.001	35.386	35.828	1:50.215
2	32.335	33.293	46.295	1:51.923
3	33.626	55.741	33.773	2:03.140
4	41.712	43.697	35.217	2:00.626
N°17 GRISEL Antoine				
1	33.210	32.066	34.452	1:39.728
2	29.752	31.645	31.387	1:32.784
3	29.842	31.191	32.125	1:33.158
4	30.062	31.115	31.615	1:32.792
5	29.783	30.937	31.806	1:32.526
N°18 PANTOLI Amine				
1	38.099	33.108	34.482	1:45.689
2	46.495	33.016	33.020	1:52.531
3	31.788	31.157	43.910	1:46.855
4	31.790	32.283	33.247	1:37.320
5	31.829	31.926	33.439	1:37.194
N°23 ZLOBINSKI Johan				
1	37.026	32.310	32.952	1:42.288
2	30.852	31.568	31.774	1:34.194
3	30.224	31.873	32.337	1:34.434
4	30.432	31.841	32.160	1:34.433
5	31.211	31.917	1:08.763	2:11.891
N°30 BAILLY Ethan				
1	33.355	33.919	1:06.914	2:14.188
2	31.393	34.331	32.812	1:38.536
3	34.960	34.358	34.548	1:43.866
4	41.643	33.146	33.751	1:48.540
N°44 PETIT Mael				
1	34.084	34.285	35.482	1:43.851
2	36.834	45.209	33.653	1:55.696
3	36.136	53.422	33.381	2:02.939
4	38.486	32.664	33.188	1:44.338
5	32.225	33.238	47.883	1:53.346
N°57 MEUSNIER Victor				
1	43.346	34.366	35.786	1:53.498
2	41.726	34.830	35.820	1:52.376
3	33.871	34.064	35.727	1:43.662
4	39.429	33.180	35.195	1:47.804
5	32.904	33.870	46.853	1:53.627


Minime
**CHP.IDF. Minime
Chrono (ch)
Résultats**

Sous réserve du contrôle technique ou d'incidents d'ordre sportif

Clt	N°	Pilote	Chassis	Club	Secteur 1	Secteur 2	Secteur 3	Temps	Ecart	Interv.	Tour
1	11	ZHU Zack	Redspeed	Rosny93	21.236	20.899	22.796	1:04.931			5
2	17	GRISEL Antoine	Kosmic	La Hague	22.307	21.124	22.641	1:06.072	1.141	1.141	4
3	6	MÜLLER Tom	OTK	Rosny93	21.691	21.363	23.171	1:06.225	1.294	0.153	5
4	9	BAZIRET Louis	Parolin	Rouen 76	21.700	21.510	23.132	1:06.342	1.411	0.117	5
5	5	GOMIS Eliot	Kosmic	Rosny93	21.669	21.519	23.326	1:06.514	1.583	0.172	5
6	23	ZLOBINSKI Johan	FA Kart	Angerville	22.068	21.404	23.092	1:06.564	1.633	0.050	5
7	4	ROBILLOT Leni	Tonykart	Sens/Paris	21.877	21.362	23.554	1:06.793	1.862	0.229	5
8	7	SOER Carsten	Kosmic	Angerville	22.510	21.670	23.701	1:07.881	2.950	1.088	4
9	8	SEBAIHI Amir	Birel	Rosny 93	23.099	22.123	23.291	1:08.513	3.582	0.632	5
10	15	THIEBAULT Noam	Redspeed	Sens/Paris	23.352	21.758	23.505	1:08.615	3.684	0.102	3
11	12	ROYANT BONGRAND Liam	Energy Corse	AS Mantaïse	22.628	22.760	23.591	1:08.979	4.048	0.364	5
12	30	BAILLY Ethan	Kosmic	Sens/Paris	23.617	21.841	23.859	1:09.317	4.386	0.338	4
13	18	PANTOLI Amine	Evokart	Rosny 93	23.893	22.960	24.751	1:11.604	6.673	2.287	2
14	44	PETIT Mael	Birel	Rosny 93	25.128	23.511	24.359	1:12.998	8.067	1.394	3
15	10	TEIXEIRA Eloise	Kosmic	JBH	24.952	23.214	25.985	1:14.151	9.220	1.153	5
Non classés											
	16	THIEBAULT Leny	Redspeed	Sens				Pas de temps			
	57	MEUSNIER Victor	KR	Angerville				Pas de temps			
	14	MALHER Antoine	EOS	Corneilles				Non partant			
	40	VINOT Malone	OTK	Le Creusot				Non partant			
	47	BRAGEOT Mattis	Redspeed	KARTING CLUB PAY:				Non partant			




Minime

CHP.IDF. Minime
Chrono (ch)
Best Sectors Analysis

Pour information, sans valeur officielle

S1			S2			S3			Ideal Lap Times					
Clt	N°	Temps	Clt	N°	Temps	Clt	N°	Temps	p-l	Ideal Lap	Best Lap	Diff.		
1	11	21.236	1	11	20.881	1	17	22.641	1	11	ZHU Zack	1:04.913	1:04.931	0.018
2	9	21.652	2	17	21.124	2	11	22.796	2	17	GRISEL Antoine	1:05.672	1:06.072	0.400
3	5	21.669	3	9	21.315	3	23	23.092	3	9	BAZIRET Louis	1:06.099	1:06.342	0.243
4	6	21.691	4	5	21.322	4	9	23.132	4	6	MÜLLER Tom	1:06.225	1:06.225	
5	4	21.877	5	4	21.362	5	6	23.171	5	5	GOMIS Eliot	1:06.237	1:06.514	0.277
6	17	21.907	6	6	21.363	6	5	23.246	6	23	ZLOBINSKI Johan	1:06.564	1:06.564	
7	23	22.068	7	23	21.404	7	8	23.291	7	4	ROBILLOT Leni	1:06.691	1:06.793	0.102
8	7	22.433	8	7	21.640	8	7	23.333	8	7	SOER Carsten	1:07.406	1:07.881	0.475
9	12	22.628	9	15	21.758	9	4	23.452	9	8	SEBAIHI Amir	1:08.472	1:08.513	0.041
10	8	23.099	10	30	21.841	10	15	23.505	10	15	THIEBAULT Noam	1:08.615	1:08.615	
11	15	23.352	11	8	22.082	11	30	23.555	11	12	ROYANT BONGRAND Liam	1:08.690	1:08.979	0.289
12	30	23.617	12	12	22.471	12	12	23.591	12	30	BAILLY Ethan	1:09.013	1:09.317	0.304
13	18	23.893	13	44	22.811	13	44	24.359	13	18	PANTOLI Amine	1:11.604	1:11.604	
14	44	24.869	14	18	22.960	14	18	24.751	14	44	PETIT Mael	1:12.039	1:12.998	0.959
15	10	24.952	15	10	23.214	15	10	25.985	15	10	TEIXEIRA Eloise	1:14.151	1:14.151	



Minime

CHP.IDF. Minime Chrono (ch) Analyse des tours

Pour information, sans valeur officielle

Tours Secteur 1 Secteur 2 Secteur 3 Temps au tour

Tours Secteur 1 Secteur 2 Secteur 3 Temps au tour

N°4 ROBILLOT Leni

1	28.142	24.051	25.217	1:17.410
2	23.119	23.567	25.560	1:12.246
3	23.508	21.747	23.452	1:08.707
4	23.667	21.668	23.769	1:09.104
5	21.877	21.362	23.554	1:06.793

N°15 THIEBAULT Noam

1	31.371	25.983	26.806	1:24.160
2	25.023	24.332	23.700	1:13.055
3	23.352	21.758	23.505	1:08.615

N°17 GRISEL Antoine

1	28.943	25.935	26.331	1:21.209
2	24.862	23.000	23.395	1:11.257
3	22.753	21.479	22.991	1:07.223
4	22.307	21.124	22.641	1:06.072
5	21.907	21.181	23.059	1:06.147

N°18 PANTOLI Amine

1	27.612	24.078	25.331	1:17.021
2	23.893	22.960	24.751	1:11.604

N°23 ZLOBINSKI Johan

1	28.097	24.368	25.325	1:17.790
2	24.246	22.863	25.252	1:12.361
3	24.195	23.179	24.363	1:11.737
4	23.454	21.869	23.430	1:08.753
5	22.068	21.404	23.092	1:06.564

N°30 BAILLY Ethan

1	30.485	25.694	25.468	1:21.647
2	25.927	23.859	24.428	1:14.214
3	33.152	22.162	24.278	1:19.592
4	23.617	21.841	23.859	1:09.317
5	29.632	22.060	23.555	1:15.247

N°44 PETIT Mael

1	30.585	25.546	26.254	1:22.385
2	25.922	23.884	24.898	1:14.704
3	25.128	23.511	24.359	1:12.998
4	24.869	22.811	26.600	1:14.280

N°5 GOMIS Eliot

1	29.226	26.000	26.123	1:21.349
2	24.904	23.012	23.585	1:11.501
3	23.004	21.561	23.246	1:07.811
4	22.255	21.322	23.424	1:07.001
5	21.669	21.519	23.326	1:06.514

N°6 MÜLLER Tom

1	29.713	25.843	26.098	1:21.654
2	24.019	23.052	23.763	1:10.834
3	22.905	21.899	23.683	1:08.487
4	22.587	21.901	23.602	1:08.090
5	21.691	21.363	23.171	1:06.225

N°7 SOER Carsten

1	29.318	25.456	26.310	1:21.084
2	25.114	22.735	23.787	1:11.636
3	23.048	21.640	23.333	1:08.021
4	22.510	21.670	23.701	1:07.881
5	22.433	22.208	23.518	1:08.159

N°8 SEBAIHI Amir

1	27.717	24.125	25.477	1:17.319
2	25.401	23.356	24.512	1:13.269
3	44.280	22.562	23.928	1:30.770
4	24.015	22.082	23.901	1:09.998
5	23.099	22.123	23.291	1:08.513

N°9 BAZIRET Louis

1	27.044	23.369	24.674	1:15.087
2	23.914	22.446	23.849	1:10.209
3	22.486	21.858	23.431	1:07.775
4	22.164	21.412	23.288	1:06.864
5	21.700	21.510	23.132	1:06.342
6	21.652	21.315	23.752	1:06.719

N°10 TEIXEIRA Eloise

1	33.642	27.845	32.944	1:34.431
2	26.890	25.015	27.178	1:19.083
3	26.689	24.720	26.853	1:18.262
4	25.913	23.924	26.955	1:16.792
5	24.952	23.214	25.985	1:14.151

N°11 ZHU Zack

1	27.382	24.724	24.295	1:16.401
2	22.050	21.409	23.232	1:06.691
3	26.685	21.156	22.884	1:10.725
4	22.573	20.881	22.841	1:06.295
5	21.236	20.899	22.796	1:04.931

N°12 ROYANT BONGRAND Liam

1	30.006	34.396	25.482	1:29.884
2	24.029	23.515	24.820	1:12.364
3	24.232	23.456	24.289	1:11.977
4	23.834	22.471	23.910	1:10.215
5	22.628	22.760	23.591	1:08.979



Minime

CHP.IDF. Minime Manche 1 (m1) Résultats

Document 10.1 OFFICIEL

Sous réserve du contrôle technique ou d'incidents d'ordre sportif

Cl.	p-l	N°	Pilote	Club	Chassis	Meilleur S1	Meilleur S2	Meilleur S3	Meilleur tour	Interv.	Ecart
1	▲ ¹	17	GRISEL Antoine	La Hague	Kosmic	19.077	19.554	21.321	1:00.046		
2	▼ ¹	11	ZHU Zack	Rosny93	Redspeed	19.290	19.663	21.481	1:00.993	2.607	2.607
3	▲ ¹	9	BAZIRET Louis	Rouen 76	Parolin	19.243	19.756	21.425	1:00.851	0.188	2.795
4	▼ ¹	6	MÜLLER Tom	Rosny93	OTK	19.366	19.841	21.365	1:00.779	0.063	2.858
5	=	5	GOMIS Eliot	Rosny93	Kosmic	19.489	19.980	21.562	1:01.113	3.799	6.657
6	=	23	ZLOBINSKI Johan	Angerville	FA Kart	19.452	20.035	21.743	1:01.318	0.974	7.631
7	=	4	ROBILLOT Leni	Sens/Paris	Tonykart	19.553	19.950	21.664	1:01.215	0.235	7.866
8	▲ ²	15	THIEBAULT Noam	Sens/Paris	Redspeed	19.578	20.104	21.844	1:01.628	4.620	12.486
9	▲ ²	12	ROYANT BONGRAND Liam	AS Mantaise	Energy Corse	19.647	20.277	21.691	1:01.615	0.517	13.003
10	▲ ³	18	PANTOLI Amine	Rosny 93	Evokart	19.648	20.203	21.867	1:01.721	0.293	13.296
11	▲ ³	44	PETIT Mael	Rosny 93	Birel	19.885	20.488	22.179	1:02.664	6.576	19.872
12	▼ ³	8	SEBAIHI Amir	Rosny 93	Birel	19.476	20.155	21.603	1:01.424	0.225	20.097
13	▼ ¹	30	BAILLY Ethan	Sens/Paris	Kosmic	19.992	20.547	22.096	1:02.936	0.434	20.531
14	▲ ³	16	THIEBAULT Leny	Sens	Redspeed	20.706	21.547	23.599	1:06.097	26.167	46.698
15	▲ ⁵	57	MEUSNIER Victor	Angerville	KR	21.941	22.078	24.161	1:08.180	12.604	59.302
16	▼ ¹	10	TEIXEIRA Eloise	JBH	Kosmic	21.954	22.122	23.873	1:07.949	0.428	59.730

17 ▼⁹ 7 SOER Carsten Angerville Kosmic 19.523 20.036 21.635 1:01.228 **Déclassement**

N°7 SOER Carsten : Le pilote a repris sa place pendant le tour de formation, Art 2.19.Fii du PG CIK-FIA 2022. Suivant la décision sportive N°2.

Non classés

		14	MALHER Antoine	Corneilles	EOS						Non partant
		40	VINOT Malone	Le Creusot	OTK						Non partant
		47	BRAGEOT Mattis	KARTING CLUB PA	Redspeed						Non partant


Tête de course : N°11 ZHU Zack (1-3) / N°9 BAZIRET Louis (4-4) / N°17 GRISEL Antoine (5-6)

Départ : 12/03 - 16:34:14

Meilleur tour : N°17 GRISEL Antoine 1:00.046 71.94 km/h


Météo : Nuageux Air : 9°C Piste : Sèche

Ancien record de l'épreuve : N°11 ZHU Zack 1:04.931 66.53 km/h



Minime	CHP.IDF. Minime																			
	Manche 1 (m1)																			
	Tableau des tours	Pour information, sans valeur officielle																		

	1	2	3	4	5	6	7	8	9	10	11	12	13	14	15	16	17	18	19	20
Grille	11	17	6	9	5	23	4	7	8	15	12	30	18	44	10	14	16	40	42	57
Départ	11	17	6	9	5	23	4	7	18	15	12	44	57	30	10	16	8			
Tour 1 <small>Intervalle</small>	11	17 0.0	9 1.1	6 0.3	5 1.3	23 0.2	7 0.2	4 0.1	18 1.3	15 0.2	12 0.0	44 1.6	30 0.4	8 3.9	57 4.0	16 0.2	10 0.4			
Tour 2	11	17 0.1	9 0.0	6 0.8	5 2.4	23 0.4	7 0.4	4 0.1	18 1.9	15 0.1	12 0.1	44 2.5	30 0.3	8 2.2	16 10.7	57 1.7	10 1.7			
Tour 3	11	9 0.0	17 0.1	6 0.4	5 3.3	23 0.6	7 0.3	4 0.2	18 2.7	15 0.1	12 0.0	44 3.5	30 0.3	8 0.2	16 16.5	57 5.2	10 0.4			
Tour 4	9	17 0.0	11 0.3	6 0.1	5 4.3	23 0.4	7 0.2	4 0.1	15 3.8	12 0.1	18 0.3	44 4.3	30 0.4	8 1.6	16 18.1	57 6.6	10 1.5			
Tour 5	17	9 0.9	11 0.0	6 0.2	5 4.4	23 0.6	7 0.1	4 0.1	15 4.3	12 0.0	18 0.6	44 5.6	8 0.3	30 0.0	16 23.0	57 9.2	10 0.6			
Tour 6	17	11 2.6	9 0.1	6 0.0	5 3.7	23 0.9	7 0.1	4 0.1	15 4.6	12 0.5	18 0.2	44 6.5	8 0.2	30 0.4	16 26.1	57 12.6	10 0.4			




Minime

CHP.IDF. Minime Manche 1 (m1) Analyse des tours

Pour information, sans valeur officielle

Tours	Secteur 1	Secteur 2	Secteur 3	Temps au tour	Tours	Secteur 1	Secteur 2	Secteur 3	Temps au tour	Tours	Secteur 1	Secteur 2	Secteur 3	Temps au tour
N°4 ROBILLOT Leni					6	19.946	19.843	21.893	1:01.682	5	20.445	20.488	22.179	1:03.112
1	22.897	20.750	22.268	1:05.915	6	19.885	20.586	22.193	1:02.664	N°57 MEUSNIER Victor				
2	20.510	20.233	21.912	1:02.655	1	23.622	21.330	22.283	1:07.235	1	26.610	24.172	26.131	1:16.913
3	19.869	20.341	21.745	1:01.955	2	20.372	20.784	22.160	1:03.316	2	23.536	22.513	24.928	1:10.977
4	19.682	19.974	21.750	1:01.406	3	20.320	20.595	21.741	1:02.656	3	23.012	22.694	25.167	1:10.873
5	19.601	19.950	21.664	1:01.215	4	20.231	20.405	21.771	1:02.407	4	21.941	22.078	24.161	1:08.180
6	19.553	20.012	21.802	1:01.367	5	19.647	20.277	21.691	1:01.615	5	22.277	22.164	24.467	1:08.908
N°5 GOMIS Eliot					6	19.721	20.431	21.926	1:02.078	6	22.140	22.695	24.612	1:09.447
1	22.222	20.965	22.245	1:05.432	N°15 THIEBAULT Noam					1	23.406	21.133	22.620	1:07.159
2	20.175	20.404	21.845	1:02.424	2	20.179	20.806	22.242	1:03.227	2	25.472	24.196	26.099	1:15.767
3	19.819	20.068	21.846	1:01.733	3	20.336	20.432	21.995	1:02.763	3	22.342	22.413	24.234	1:08.989
4	19.764	20.228	21.742	1:01.734	4	20.121	20.224	21.967	1:02.312	4	21.799	21.891	23.715	1:07.405
5	19.571	19.980	21.562	1:01.113	5	19.624	20.253	21.844	1:01.721	5	21.246	21.902	23.599	1:06.747
6	19.489	19.981	21.643	1:01.113	6	19.578	20.104	21.946	1:01.628	6	20.706	21.653	23.945	1:06.304
N°6 MÜLLER Tom					N°16 THIEBAULT Leny					1	25.472	24.196	26.099	1:15.767
1	21.759	20.617	21.766	1:04.142	2	22.342	22.413	24.234	1:08.989	2	22.342	22.413	24.234	1:08.989
2	19.647	20.121	21.616	1:01.384	3	21.799	21.891	23.715	1:07.405	3	21.799	21.891	23.715	1:07.405
3	19.366	20.031	21.382	1:00.779	4	20.121	20.224	21.967	1:02.312	4	21.246	21.902	23.599	1:06.747
4	19.416	19.971	21.423	1:00.810	5	19.624	20.253	21.844	1:01.721	5	20.706	21.653	23.945	1:06.304
5	19.803	19.841	21.365	1:01.009	6	20.918	21.547	23.632	1:06.097	6	20.918	21.547	23.632	1:06.097
6	20.221	20.016	21.486	1:01.723	N°17 GRISEL Antoine					1	20.989	20.123	21.683	1:02.795
N°7 SOER Carsten					1	20.989	20.123	21.683	1:02.795	2	19.687	20.612	21.667	1:01.966
1	22.540	20.829	22.316	1:05.685	3	19.924	19.813	21.539	1:01.276	3	19.924	19.813	21.539	1:01.276
2	20.427	20.319	21.943	1:02.689	4	19.610	19.844	21.325	1:00.779	4	19.610	19.844	21.325	1:00.779
3	19.737	20.422	21.687	1:01.846	5	19.447	19.561	21.321	1:00.329	5	19.447	19.561	21.321	1:00.329
4	19.687	20.065	21.709	1:01.461	6	19.077	19.554	21.415	1:00.046	6	19.077	19.554	21.415	1:00.046
5	19.557	20.036	21.635	1:01.228	N°18 PANTOLI Amine					1	23.313	21.085	22.618	1:07.016
6	19.523	20.052	21.836	1:01.411	2	20.186	20.796	22.294	1:03.276	2	20.186	20.796	22.294	1:03.276
N°8 SEBAIHI Amir					3	20.267	20.421	22.088	1:02.776	3	20.267	20.421	22.088	1:02.776
1	24.676	23.281	22.476	1:10.433	4	20.794	20.379	21.867	1:03.040	4	20.794	20.379	21.867	1:03.040
2	20.005	20.772	21.725	1:02.502	5	19.702	20.237	21.935	1:01.874	5	19.702	20.237	21.935	1:01.874
3	19.584	20.439	21.603	1:01.626	6	19.648	20.203	21.870	1:01.721	6	19.648	20.203	21.870	1:01.721
4	21.163	21.302	22.648	1:05.113	N°23 ZLOBINSKI Johan					1	22.387	20.886	22.400	1:05.673
5	19.476	20.155	21.793	1:01.424	2	20.035	20.506	22.002	1:02.543	2	20.035	20.506	22.002	1:02.543
6	19.718	20.648	22.182	1:02.548	3	19.835	20.289	21.847	1:01.971	3	19.835	20.289	21.847	1:01.971
N°9 BAZIRET Louis					4	19.601	20.176	21.743	1:01.520	4	19.601	20.176	21.743	1:01.520
1	21.841	20.324	21.582	1:03.747	5	19.462	20.035	21.821	1:01.318	5	19.462	20.035	21.821	1:01.318
2	19.283	19.957	21.632	1:00.872	6	19.452	20.113	21.888	1:01.453	6	19.452	20.113	21.888	1:01.453
3	19.243	20.076	21.758	1:01.077	N°30 BAILLY Ethan					1	24.060	21.542	23.077	1:08.679
4	19.542	19.884	21.425	1:00.851	2	20.881	21.042	22.242	1:04.165	2	20.881	21.042	22.242	1:04.165
5	20.065	19.756	21.503	1:01.324	3	20.437	20.768	22.411	1:03.616	3	20.437	20.768	22.411	1:03.616
6	20.130	19.905	21.850	1:01.885	4	20.304	20.862	22.586	1:03.752	4	20.304	20.862	22.586	1:03.752
N°10 TEIXEIRA Eloise					5	20.330	20.547	22.208	1:03.085	5	20.330	20.547	22.208	1:03.085
1	26.336	23.919	26.149	1:16.404	6	19.992	20.848	22.096	1:02.936	6	19.992	20.848	22.096	1:02.936
2	23.477	23.364	25.154	1:11.995	N°44 PETIT Mael					1	24.086	21.438	23.050	1:08.574
3	22.341	22.572	24.695	1:09.608	2	21.066	20.808	22.331	1:04.205	2	21.066	20.808	22.331	1:04.205
4	22.500	22.380	24.386	1:09.266	3	20.512	20.850	22.307	1:03.669	3	20.512	20.850	22.307	1:03.669
5	21.954	22.122	23.873	1:07.949	4	20.329	20.919	22.430	1:03.678	4	20.329	20.919	22.430	1:03.678
6	21.990	22.872	24.400	1:09.262										
N°11 ZHU Zack														
1	20.827	20.218	21.724	1:02.769										
2	19.975	20.216	21.771	1:01.962										
3	19.290	20.406	21.547	1:01.243										
4	19.427	20.312	21.481	1:01.220										
5	19.569	19.663	21.761	1:00.993										




Minime

CHP.IDF. Minime
Manche 1 (m1)
Grille de départ

Sous réserve du contrôle technique ou d'incidents d'ordre sportif

		20	57	MEUSNIER Victor
47	BRAGEOT Mattis	19		
		18	40	VINOT Malone
16	THIEBAULT Leny	17		
		16	14	MALHER Antoine
10	TEIXEIRA Eloise	15		
		14	44	PETIT Mael
18	PANTOLI Amine	13		
		12	30	BAILLY Ethan
12	ROYANT BONGRAND Liam	11		
		10	15	THIEBAULT Noam
8	SEBAIHI Amir	9		
		8	7	SOER Carsten
4	ROBILLOT Leni	7		
		6	23	ZLOBINSKI Johan
5	GOMIS Eliot	5		
		4	9	BAZIRET Louis
6	MÜLLER Tom	3		




Minime


CHP.IDF. Minime
Manche 1 (m1)
Grille de départ

Sous réserve du contrôle technique ou d'incidents d'ordre sportif

	2	17	GRISEL Antoine
11	ZHU Zack	1	

POLE POSITION





Minime

CHP.IDF. Minime Manche 2 (m2) Résultats

Sous réserve du contrôle technique ou d'incidents d'ordre sportif

Clt	p-l	N°	Pilote	Club	Chassis	Meilleur S1	Meilleur S2	Meilleur S3	Meilleur tour	Interv.	Ecart	Pénalité
1	▲ ³	9	BAZIRET Louis	Rouen 76	Parolin	19.488	20.337	22.014	1:01.839			
2	=	17	GRISEL Antoine	La Hague	Kosmic	19.479	19.907	21.556	1:00.942	0.247	0.247	
3	▲ ⁵	7	SOER Carsten	Angerville	Kosmic	19.855	20.306	22.067	1:02.228	5.455	5.702	
4	▲ ¹	5	GOMIS Eliot	Rosny93	Kosmic	19.977	20.465	22.109	1:02.667	1.668	7.370	
5	▲ ²	4	ROBILLOT Leni	Sens/Paris	Tonykart	19.495	20.280	21.749	1:01.524	1.541	8.911	
6	▲ ⁴	15	THIEBAULT Noam	Sens/Paris	Redspeed	19.746	20.498	22.149	1:02.393	2.472	11.383	
7	▲ ²	8	SEBAHI Amir	Rosny 93	Birel	19.922	20.522	21.914	1:02.377	0.052	11.435	
8	▲ ³	12	ROYANT BONGRAND Liam	AS Mantaise	Energy Corse	19.981	20.544	22.244	1:03.127	1.387	12.822	
9	▲ ⁴	18	PANTOLI Amine	Rosny 93	Evokart	20.091	20.514	22.191	1:02.796	2.112	14.934	
10	▲ ²	30	BAILLY Ethan	Sens/Paris	Kosmic	19.880	20.723	22.074	1:02.677	4.290	19.224	
11	▼ ⁵	23	ZLOBINSKI Johan	Angerville	FA Kart	19.592	20.254	22.010	1:01.857	0.843	20.067	
12	▼ ⁹	6	MÜLLER Tom	Rosny93	OTK	19.786	20.256	21.838	1:01.880	0.274	20.341	+10.000
13	▲ ⁴	16	THIEBAULT Leny	Sens	Redspeed	21.001	21.637	24.039	1:06.878	17.650	37.991	
14	=	44	PETIT Mael	Rosny 93	Birel	20.847	21.568	24.023	1:06.438	0.168	38.159	
15	▲ ⁵	57	MEUSNIER Victor	Angerville	KR	21.428	22.063	23.843	1:07.560	2.655	40.814	
16	▼ ¹	10	TEIXEIRA Eloise	JBH	Kosmic	21.438	22.337	23.967	1:07.773	4.109	44.923	
17	▼ ¹⁶	11	ZHU Zack	Rosny93	Redspeed					6 Tours	6 Tours	

N°6 MÜLLER Tom : Non-respect de la procédure de départ (Art. 2.20 du règlement CIK2022). Suivant la décision sportive N°12.

Non classés

		14	MALHER Antoine	Corneilles	EOS							Non partant
		40	VINOT Malone	Le Creusot	OTK							Non partant
		47	BRAGEOT Mattis	KARTING CLUB PA	Redspeed							Non partant

Tête de course : N°9 BAZIRET Louis (1-6)

Départ : 13/03 - 09:02:15

Meilleur tour : N°17 GRISEL Antoine 1:00.942 70.89 km/h

Météo : Nuageux Air : 8°C Piste : Sèche


Record de l'épreuve : N°17 GRISEL Antoine 1:00.046 71.94 km/h



Minime **CHP.IDF. Minime**
Manche 2 (m2)
Tableau des tours

Pour information, sans valeur officielle

	1	2	3	4	5	6	7	8	9	10	11	12	13	14	15	16	17	18	19	20
Grille	X	17	6	9	5	23	4	7	8	15	12	30	18	44	10	14	16	40	42	57
Départ	17	9	6	23	5	7	4	15	8	12	30	18	44	16	57	10				
Tour 1 <small>Intervalle</small>	9	17 1.4	7 0.1	5 1.4	15 0.4	12 0.3	23 0.0	6 0.0	4 0.3	8 0.2	16 2.9	18 0.0	30 0.2	44 0.3	57 0.2	10 2.4				
Tour 2	9	17 1.8	7 0.9	5 1.7	15 1.1	4 0.1	6 0.1	8 1.0	12 0.5	18 2.7	16 2.9	30 0.1	44 0.3	57 0.9	23 1.6	10 3.1				
Tour 3	9	17 1.6	7 2.5	5 1.5	15 1.7	6 0.0	4 0.3	8 0.5	12 1.4	18 2.4	30 4.3	23 3.1	16 0.1	44 0.0	57 3.3	10 3.1				
Tour 4	9	17 0.9	7 4.4	5 1.3	15 3.3	4 0.0	6 0.1	8 0.3	12 0.6	18 2.4	30 4.3	23 2.7	16 4.1	44 0.1	57 5.2	10 2.6				
Tour 5	9	17 0.0	7 6.3	5 1.2	4 2.6	6 1.0	15 0.5	8 0.0	12 0.5	18 2.5	30 4.4	23 1.6	16 12.9	44 0.6	57 1.3	10 2.8				
Tour 6	9	17 0.2	7 5.4	5 1.6	4 1.5	6 1.4	15 1.0	8 0.0	12 1.3	18 2.1	30 4.2	23 0.8	16 17.9	44 0.1	57 2.6	10 4.1				



Minime

CHP.IDF. Minime Manche 2 (m2) Analyse des tours

Pour information, sans valeur officielle

Tours	Secteur 1	Secteur 2	Secteur 3	Temps au tour
N°4 ROBILLOT Leni				
1	24.912	21.885	23.265	1:10.062
2	21.147	20.852	22.270	1:04.269
3	21.130	21.041	22.104	1:04.275
4	21.511	20.774	22.049	1:04.334
5	19.849	20.330	21.869	1:02.048
6	19.495	20.280	21.749	1:01.524

N°5 GOMIS Eliot				
1	23.846	21.661	23.463	1:08.970
2	20.704	21.081	22.459	1:04.244
3	20.290	20.881	22.274	1:03.445
4	20.067	20.642	22.421	1:03.130
5	20.120	20.465	22.109	1:02.694
6	19.977	20.558	22.132	1:02.667

N°6 MÜLLER Tom				
1	25.083	21.890	23.188	1:10.161
2	21.908	20.796	22.028	1:04.732
3	20.797	20.946	22.060	1:03.803
4	22.019	20.725	22.086	1:04.830
5	20.450	20.516	21.973	1:02.939
6	19.786	20.256	21.838	1:01.880

N°7 SOER Carsten				
1	22.978	21.475	23.014	1:07.467
2	20.635	20.767	22.468	1:03.870
3	20.431	20.830	22.377	1:03.638
4	20.379	20.727	22.232	1:03.338
5	20.216	20.428	22.195	1:02.839
6	19.855	20.306	22.067	1:02.228

N°8 SEBAIHI Amir				
1	24.840	21.990	23.150	1:09.980
2	21.713	21.100	22.444	1:05.257
3	20.574	20.928	22.096	1:03.598
4	21.369	20.924	21.971	1:04.264
5	20.716	20.522	21.989	1:03.227
6	19.922	20.541	21.914	1:02.377

N°9 BAZIRET Louis				
1	22.604	21.092	22.534	1:06.230
2	19.975	20.653	22.100	1:02.728
3	19.691	20.456	22.068	1:02.215
4	19.696	20.483	22.028	1:02.207
5	19.488	20.337	22.014	1:01.839
6	19.845	20.833	22.183	1:02.861

N°10 TEIXEIRA Eloise				
1	26.477	23.673	25.114	1:15.264
2	24.470	22.553	24.338	1:11.361
3	22.706	22.475	23.967	1:09.148
4	22.088	22.429	24.024	1:08.541
5	21.438	22.337	23.998	1:07.773
6	21.948	22.779	24.278	1:09.005

N°12 ROYANT BONGRAND Liam				
1	23.418	22.063	23.562	1:09.043
2	22.665	21.106	22.654	1:06.425
3	20.997	20.859	22.625	1:04.481
4	20.472	20.748	22.311	1:03.531
5	20.324	20.544	22.259	1:03.127

Tours	Secteur 1	Secteur 2	Secteur 3	Temps au tour
6	19.981	20.966	22.244	1:03.191

N°15 THIEBAULT Noam				
1	23.151	22.174	23.801	1:09.126
2	20.826	21.217	22.906	1:04.949
3	20.539	21.100	22.366	1:04.005
4	21.521	20.819	22.352	1:04.692
5	20.894	20.612	22.165	1:03.671
6	19.746	20.498	22.149	1:02.393

N°16 THIEBAULT Leny				
1	24.791	22.856	24.439	1:12.086
2	22.142	22.288	24.116	1:08.546
3	22.484	22.090	24.258	1:08.832
4	21.127	21.861	24.058	1:07.046
5	21.001	24.685	25.366	1:11.052
6	21.202	21.637	24.039	1:06.878

N°17 GRISEL Antoine				
1	24.075	21.294	22.486	1:07.855
2	20.206	20.685	22.179	1:03.070
3	19.945	20.281	21.837	1:02.063
4	19.634	20.061	21.756	1:01.451
5	19.479	19.907	21.556	1:00.942
6	20.175	20.447	22.461	1:03.083


N°18 PANTOLI Amine				
1	25.568	22.494	24.290	1:12.352
2	21.431	21.387	22.715	1:05.533
3	20.596	20.947	22.599	1:04.142
4	20.330	20.805	22.389	1:03.524
5	20.241	20.707	22.283	1:03.231
6	20.091	20.514	22.191	1:02.796

N°23 ZLOBINSKI Johan				
1	24.641	21.963	23.429	1:10.033
2	30.819	21.570	22.815	1:15.204
3	20.993	21.149	23.432	1:05.574
4	20.178	20.607	22.285	1:03.070
5	19.820	20.439	22.010	1:02.269
6	19.592	20.254	22.011	1:01.857

N°30 BAILLY Ethan				
1	25.400	23.095	24.177	1:12.672
2	22.156	22.327	23.935	1:08.418
3	21.562	21.182	22.568	1:05.312
4	20.348	20.809	22.392	1:03.549
5	20.402	20.744	22.164	1:03.310
6	19.880	20.723	22.074	1:02.677

N°44 PETIT Mael				
1	25.822	22.689	24.387	1:12.898
2	22.051	22.327	24.027	1:08.405
3	22.210	21.975	24.173	1:08.358
4	21.221	21.836	24.069	1:07.126
5	21.085	26.257	24.150	1:11.492
6	20.847	21.568	24.023	1:06.438

N°57 MEUSNIER Victor				
1	25.794	23.004	24.073	1:12.871
2	22.782	22.416	23.877	1:09.075
3	22.331	23.745	24.664	1:10.740
4	22.588	22.442	24.044	1:09.074



Minime


CHP.IDF. Minime
Manche 2 (m2)
Grille de départ

Sous réserve du contrôle technique ou d'incidents d'ordre sportif

		20	57	MEUSNIER Victor
47	BRAGEOT Mattis	19		
		18	40	VINOT Malone
16	THIEBAULT Leny	17		
		16	14	MALHER Antoine
10	TEIXEIRA Eloise	15		
		14	44	PETIT Mael
18	PANTOLI Amine	13		
		12	30	BAILLY Ethan
12	ROYANT BONGRAND Liam	11		
		10	15	THIEBAULT Noam
8	SEBAIHI Amir	9		
		8	7	SOER Carsten
4	ROBILLOT Leni	7		
		6	23	ZLOBINSKI Johan
5	GOMIS Eliot	5		
		4	9	BAZIRET Louis
6	MÜLLER Tom	3		
		2	17	GRISEL Antoine
11	ZHU Zack	1		

POLE POSITION






Minime

**CHP.IDF. Minime
Intermediaire (ma)
Résultats**

Document 13.1 OFFICIEL

Sous réserve du contrôle technique ou d'incidents d'ordre sportif

Clt	N°	Pilote	Club	Chassis	m1	m2	Points	Σ
1	17	GRISEL Antoine	La Hague	Kosmic	0	2	2	2
2	9	BAZIRET Louis	Rouen 76	Parolin	3	0	3	4
3	5	GOMIS Eliot	Rosny93	Kosmic	5	4	9	5
4	4	ROBILLOT Leni	Sens/Paris	Tonykart	7	5	12	7
5	15	THIEBAULT Noam	Sens/Paris	Redspeed	8	6	14	10
6	6	MÜLLER Tom	Rosny93	OTK	4	12	16	3
7	23	ZLOBINSKI Johan	Angerville	FA Kart	6	11	17	6
8	12	ROYANT BONGRAND Liam	AS Mantaïse	Energy Corse	9	8	17	11
9	11	ZHU Zack	Rosny93	Redspeed	2	17	19	1
10	8	SEBAIHI Amir	Rosny 93	Birel	12	7	19	9
11	18	PANTOLI Amine	Rosny 93	Evokart	10	9	19	13
12	7	SOER Carsten	Angerville	Kosmic	20	3	23	8
13	30	BAILLY Ethan	Sens/Paris	Kosmic	13	10	23	12
14	44	PETIT Mael	Rosny 93	Birel	11	14	25	14
15	16	THIEBAULT Leny	Sens	Redspeed	14	13	27	
16	57	MEUSNIER Victor	Angerville	KR	15	15	30	
17	10	TEIXEIRA Eloise	JBH	Kosmic	16	16	32	15
18	14	MALHER Antoine	Cormeilles	EOS	22	22	44	
19	40	VINOT Malone	Le Creusot	OTK	22	22	44	
20	47	BRAGEOT Mattis	KARTING CLUB PAYS AG	Redspeed	22	22	44	


Minime
**CHP.IDF. Minime
Pre-Finale (pf)
Résultats**

Sous réserve du contrôle technique ou d'incidents d'ordre sportif

Clt	p-l	N°	Pilote	Club	Chassis	Meilleur S1	Meilleur S2	Meilleur S3	Meilleur tour	Interv.	Ecart	Pénalité
1	▲ ⁸	11	ZHU Zack	Rosny93	Redspeed	29.225	29.621	30.605	1:29.718			
2	▼ ¹	17	GRISEL Antoine	La Hague	Kosmic	29.563	30.126	30.565	1:30.447	3.242	3.242	
3	▲ ¹	4	ROBILLOT Leni	Sens/Paris	Tonykart	29.777	30.269	31.605	1:31.925	11.357	14.599	
4	▲ ³	23	ZLOBINSKI Johan	Angerville	FA Kart	29.623	30.694	31.326	1:31.908	1.617	16.216	+3.000
5	▼ ²	5	GOMIS Eliot	Rosny93	Kosmic	30.419	30.454	31.644	1:32.986	5.601	21.817	
6	▲ ⁶	7	SOER Carsten	Angerville	Kosmic	30.704	31.063	31.907	1:34.020	6.610	28.427	
7	▲ ³	8	SEBAIHI Amir	Rosny 93	Birel	30.199	32.222	32.744	1:35.165	14.017	42.444	
8	▲ ³	18	PANTOLI Amine	Rosny 93	Evokart	30.492	30.897	32.182	1:34.091	0.818	43.262	
9	▼ ⁴	15	THIEBAULT Noam	Sens/Paris	Redspeed	31.036	31.884	32.994	1:36.629	17.225	1:00.487	
10	▼ ²	12	ROYANT BONGRAND Liam	AS Mantaïse	Energy Corse	30.842	31.707	32.606	1:35.871	4.936	1:05.423	
11	▲ ⁴	16	THIEBAULT Leny	Sens	Redspeed	31.333	32.630	33.333	1:39.592	33.493	1:38.916	
12	▲ ⁴	57	MEUSNIER Victor	Angerville	KR	31.852	33.053	34.333	1:42.066	7.607	1:46.523	
13	=	30	BAILLY Ethan	Sens/Paris	Kosmic	31.146	32.719	32.394	1:38.143	1 Tour	1 Tour	
14	▲ ³	10	TEIXEIRA Eloise	JBH	Kosmic	31.588	32.825	33.977	1:40.465	31.257	1 Tour	
15	▼ ¹	44	PETIT Mael	Rosny 93	Birel	31.573	31.800	33.052	1:37.160	35.779	1 Tour	
16	▼ ¹⁴	9	BAZIRET Louis	Rouen 76	Parolin	29.472	29.901	30.646	1:30.330	1 Tour	2 Tours	
17	▼ ¹¹	6	MÜLLER Tom	Rosny93	OTK	31.748	30.993	32.075	1:34.816	4 Tours	6 Tours	

N°23 ZLOBINSKI Johan : Non-respect de la procédure de départ (Art. 2.20.a du règlement CIK2022). Suivant la décision sportive N°22.
Non classés

		14	MALHER Antoine	Corneilles	EOS							Non partant
		40	VINOT Malone	Le Creusot	OTK							Non partant
		47	BRAGEOT Mattis	KARTING CLUB PA	Redspeed							Non partant

Tête de course : N°9 BAZIRET Louis (1-3) / N°17 GRISEL Antoine (4-5) / N°11 ZHU Zack (6-7)

Départ : 13/03 - 10:53:46


Meilleur tour : N°11 ZHU Zack

1:29.718 48.15 km/h

Météo : Pluie Air : 8°C Piste : Mouillée

Record de l'épreuve : N°17 GRISEL Antoine

1:00.046 71.94 km/h



Minime	CHP.IDF. Minime	
	Pre-Finale (pf)	Pour information, sans valeur officielle
	Tableau des tours	

	1	2	3	4	5	6	7	8	9	10	11	12	13	14	15	16	17
Grille	17	9	5	4	15	6	23	12	11	8	18	7	30	44	16	57	10
Départ	17	9	5	4	6	15	23	11	7	8	18	12	16	10	57	30	44
Tour 1 <small>Intervalle</small>	9 0.7	17 2.0	5 0.0	11 0.0	4 0.0	6 0.5	23 0.5	7 0.7	18 2.5	8 3.2	15 2.7	30 0.6	57 4.8	10 0.2	12 1.6	16 2.7	44 1.05
Tour 2	9 0.9	17 1.0	11 3.1	5 0.5	23 0.7	4 0.7	7 0.4	8 8.9	15 3.4	18 0.4	30 0.4	12 5.0	10 2.3	16 3.5	57 4.1	44 1.10	
Tour 3	9 1.0	17 1.8	11 5.4	23 1.5	4 0.3	5 0.3	7 5.1	8 6.9	18 1.4	15 2.1	12 4.8	10 9.2	30 1.7	16 6.7	57 4.8	44 1.02	
Tour 4	17 0.6	9 0.7	11 6.8	23 2.5	4 1.2	5 1.2	7 6.5	8 8.5	18 0.1	15 6.0	12 9.8	30 6.2	16 6.5	57 7.3	10 4.9	44 1.01	
Tour 5	17 0.5	9 0.5	11 8.8	23 2.4	4 1.5	5 1.5	7 7.6	18 9.5	8 0.8	15 8.3	12 8.6	16 16.0	30 0.4	57 10.3	10 8.0	44 54.4	
Tour 6	11 1.6	17 9.7	23 2.1	4 4.6	5 6.7	7 9.5	18 1.9	8 18.3	15 5.3	12 18.8	30 3.0	16 6.2	57 22.0	10 35.7	44		
Tour 7	11 3.2	17 9.9	23 1.3	4 7.2	5 6.6	7 14.0	8 0.8	18 17.2	15 4.9	12 33.4	16 7.6	57					




Minime

CHP.IDF. Minime Pre-Finale (pf) Analyse des tours

Pour information, sans valeur officielle

Tours	Secteur 1	Secteur 2	Secteur 3	Temps au tour	Tours	Secteur 1	Secteur 2	Secteur 3	Temps au tour	Tours	Secteur 1	Secteur 2	Secteur 3	Temps au tour
N°4 ROBILLOT Leni					N°12 ROYANT BONGRAND Liam					N°44 PETIT Mael				
1	31.208	31.159	32.201	1:34.568	1	46.039	32.337	32.606	1:50.982	1	32.308	31.800	33.052	1:37.160
2	31.823	31.447	32.225	1:35.495	2	31.953	31.707	32.833	1:36.493	2	39.381	33.625	35.007	1:48.013
3	31.044	30.772	31.976	1:33.792	3	30.842	31.755	33.274	1:35.871	3	33.662	33.034	33.849	1:40.545
4	30.150	30.900	31.872	1:32.922	4	31.203	39.924	33.456	1:44.583	4	31.766	41.384	33.465	1:46.615
5	30.223	30.731	31.693	1:32.647	5	31.057	32.468	33.211	1:36.736	5	31.694	33.410	34.134	1:39.238
6	29.777	30.429	31.719	1:31.925	6	37.156	32.094	32.760	1:42.010	6	31.573	33.107	33.874	1:38.554
7	30.174	30.269	31.605	1:32.048	7	31.230	32.067	32.874	1:36.171					
N°5 GOMIS Eliot					N°15 THIEBAULT Noam					N°57 MEUSNIER Victor				
1	30.741	31.592	32.396	1:34.729	1	33.187	32.362	39.075	1:44.624	1	38.979	33.809	35.296	1:48.084
2	31.088	31.150	32.020	1:34.258	2	32.308	32.336	33.251	1:37.895	2	40.685	33.453	34.333	1:48.471
3	30.796	31.616	33.004	1:35.416	3	31.737	31.884	33.398	1:37.019	3	31.852	39.114	37.448	1:48.414
4	30.476	30.955	32.423	1:33.854	4	31.251	31.908	36.342	1:39.501	4	32.130	35.312	34.624	1:42.066
5	30.888	30.454	31.644	1:32.986	5	31.747	32.669	33.606	1:38.022	5	35.428	33.053	34.997	1:43.478
6	31.280	31.456	32.279	1:35.015	6	31.036	40.790	33.400	1:45.226	6	32.222	35.752	35.257	1:43.231
7	30.419	31.391	32.769	1:34.579	7	31.738	31.897	32.994	1:36.629	7	32.213	41.312	35.680	1:49.205
N°6 MÜLLER Tom					N°16 THIEBAULT Leny									
1	31.748	30.993	32.075	1:34.816	1	46.531	33.535	33.333	1:53.399					
					2	32.428	32.630	34.534	1:39.592					
					3	32.030	41.334	34.378	1:47.742					
					4	32.449	33.234	33.940	1:39.623					
					5	32.225	33.985	33.828	1:40.038					
					6	33.500	40.347	33.910	1:47.757					
					7	31.333	39.360	37.126	1:47.819					
N°7 SOER Carsten					N°17 GRISEL Antoine									
1	32.547	31.063	32.227	1:35.837	1	31.136	30.618	31.076	1:32.830					
2	30.762	31.161	32.097	1:34.020	2	30.108	30.959	31.030	1:32.097					
3	30.938	32.824	35.129	1:38.891	3	29.756	30.126	30.565	1:30.447					
4	31.643	31.423	32.201	1:35.267	4	29.940	30.266	30.789	1:30.995					
5	30.704	31.311	32.054	1:34.069	5	29.563	30.349	31.025	1:30.937					
6	31.057	31.130	31.907	1:34.094	6	30.970	30.408	31.123	1:32.501					
7	31.284	31.129	32.023	1:34.436	7	30.191	30.930	31.476	1:32.597					
N°8 SEBAIHI Amir					N°18 PANTOLI Amine									
1	31.542	36.053	33.403	1:40.998	1	33.015	32.123	32.594	1:37.732					
2	31.174	33.168	32.884	1:37.226	2	31.110	39.865	33.359	1:44.334					
3	30.759	33.073	33.044	1:36.876	3	30.749	30.897	32.799	1:34.445					
4	31.302	32.264	33.302	1:36.868	4	31.218	31.208	33.145	1:35.571					
5	30.876	32.248	32.773	1:35.897	5	31.042	31.707	32.182	1:34.931					
6	30.199	32.222	32.744	1:35.165	6	30.492	31.171	32.428	1:34.091					
7	31.391	32.231	33.355	1:36.977	7	30.767	31.113	37.819	1:39.699					
N°9 BAZIRET Louis					N°23 ZLOBINSKI Johan									
1	30.021	30.613	31.338	1:31.972	1	31.820	31.402	32.083	1:35.305					
2	29.568	30.982	31.359	1:31.909	2	30.976	31.371	31.326	1:33.673					
3	29.783	29.901	30.646	1:30.330	3	30.574	30.951	31.453	1:32.978					
4	31.392	30.497	30.867	1:32.756	4	29.623	30.754	31.531	1:31.908					
5	29.472	30.427	30.916	1:30.815	5	29.859	31.505	31.332	1:32.696					
					6	29.983	30.694	31.566	1:32.243					
					7	30.088	30.938	31.810	1:32.836					
N°10 TEIXEIRA Eloise					N°30 BAILLY Ethan									
1	40.410	34.018	34.304	1:48.732	1	36.276	32.979	33.597	1:42.852					
2	33.019	33.469	33.977	1:40.465	2	32.129	33.061	32.953	1:38.143					
3	31.972	32.825	38.061	1:42.858	3	32.101	41.522	38.336	1:51.959					
4	36.946	44.070	39.365	2:00.381	4	31.146	36.222	32.394	1:39.762					
5	31.874	35.804	38.821	1:46.499	5	41.570	32.739	32.762	1:47.071					
6	31.588	41.927	43.723	1:57.238	6	32.821	32.719	38.759	1:44.299					
N°11 ZHU Zack														
1	31.144	31.025	31.902	1:34.071										
2	30.173	29.911	30.967	1:31.051										
3	30.239	30.062	30.916	1:31.217										
4	29.925	29.621	31.048	1:30.594										
5	29.452	30.102	31.125	1:30.679										
6	29.225	29.888	30.605	1:29.718										
7	30.001	30.245	30.725	1:30.971										



Minime

CHP.IDF. Minime
Pre-Finale (pf)
Grille de départ

Sous réserve du contrôle technique ou d'incidents d'ordre sportif

10	TEIXEIRA Eloise	17	
		16	57 MEUSNIER Victor
16	THIEBAULT Leny	15	
		14	44 PETIT Mael
30	BAILLY Ethan	13	
		12	7 SOER Carsten
18	PANTOLI Amine	11	
		10	8 SEBAIHI Amir
11	ZHU Zack	9	
		8	12 ROYANT BONGRAND Liam
23	ZLOBINSKI Johan	7	
		6	6 MÜLLER Tom
15	THIEBAULT Noam	5	
		4	4 ROBILLOT Leni
5	GOMIS Eliot	3	
		2	9 BAZIRET Louis
17	GRISEL Antoine	1	

POLE POSITION





CHP.IDF. Minime
Finale (fi)
Résultats

Document 17.1 OFFICIEL

Sous réserve du contrôle technique ou d'incidents d'ordre sportif

Clt	N°	Pilote	Club	Chassis	Meilleur S1	Meilleur S2	Meilleur S3	Meilleur tour	Interv.	Ecart
1	11	ZHU Zack	Rosny93	Redspeed	29.854	29.989	31.578	1:31.596		
2	9	BAZIRET Louis	Rouen 76	Parolin	29.586	30.809	31.699	1:32.461	12.163	12.163
3	6	MÜLLER Tom	Rosny93	OTK	29.879	31.061	32.045	1:33.566	5.767	17.930
4	4	ROBILLOT Leni	Sens/Paris	Tonykart	30.736	31.049	32.664	1:34.463	3.834	21.764
5	15	THIEBAULT Noam	Sens/Paris	Redspeed	31.875	32.583	33.256	1:37.973	23.207	44.971
6	7	SOER Carsten	Angerville	Kosmic	31.482	31.538	32.461	1:35.954	0.666	45.637
7	5	GOMIS Eliot	Rosny93	Kosmic	32.479	31.629	34.269	1:38.377	9.027	54.664
8	18	PANTOLI Amine	Rosny 93	Evokart	30.857	31.672	33.369	1:35.898	0.074	54.738
9	12	ROYANT BONGRAND Liam	AS Mantaïse	Energy Corse	31.627	32.308	32.800	1:36.928	2.306	57.044
10	8	SEBAIHI Amir	Rosny 93	Birel	31.861	32.607	33.808	1:39.092	8.075	1:05.119
11	30	BAILLY Ethan	Sens/Paris	Kosmic	31.722	32.957	33.605	1:39.572	0.435	1:05.554
12	44	PETIT Mael	Rosny 93	Birel	32.838	34.111	34.653	1:41.632	27.897	1:33.451
13	57	MEUSNIER Victor	Angerville	KR	33.562	33.939	35.366	1:42.926	9.560	1:43.011
14	16	THIEBAULT Leny	Sens	Redspeed	31.961	34.271	34.604	1:42.396	1 Tour	1 Tour
15	10	TEIXEIRA Eloise	JBH	Kosmic	33.274	36.438	35.682	1:45.626	40.202	1 Tour
16	17	GRISEL Antoine	La Hague	Kosmic					6 Tours	7 Tours
Non classés										
	23	ZLOBINSKI Johan	Angerville	FA Kart						Non partant

Tête de course : N°11 ZHU Zack (1-7)

Départ : 13/03 - 14:50:16


Meilleur tour : N°11 ZHU Zack

1:31.596 47.16 km/h

Météo : Pluie Air : 8°C Piste : Mouillée

Record de l'épreuve : N°17 GRISEL Antoine

1:00.046 71.94 km/h



Minime


CHP.IDF. Minime

Finale (fi)

Tableau des tours

Pour information, sans valeur officielle

	1	2	3	4	5	6	7	8	9	10	11	12	13	14	15	16
Grille	11	1	4	5	7	8	18	15	12	16	57	30	10	44	9	6
Départ	11	4	7	5	18	9	8	12	16	15	6	30	44	57	10	
Tour 1 Intervalle	11	7 6.0	4 1.8	9 2.0	5 2.1	6 0.1	15 0.9	12 0.8	8 0.5	30 2.2	18 2.4	16 1.9	44 3.2	57 2.7	10 12.5	
Tour 2	11	7 8.8	4 1.5	9 0.7	6 1.8	5 4.2	15 1.0	12 0.4	8 4.8	30 1.6	18 0.4	16 4.8	44 2.9	57 9.9	10 14.8	
Tour 3	11	9 13.3	4 0.6	6 0.8	7 4.3	15 4.7	5 0.0	12 0.3	8 7.7	18 1.6	30 2.8	44 7.5	16 3.7	57 6.2	10 21.7	
Tour 4	11	9 14.2	4 1.7	6 0.3	7 11.9	15 1.6	5 2.9	12 1.9	8 4.6	18 0.4	30 4.6	44 10.7	16 6.3	57 3.1	10 24.4	
Tour 5	11	9 13.2	6 3.3	4 1.0	7 13.1	15 3.8	5 4.5	18 6.7	8 0.3	12 0.6	30 3.9	44 14.2	57 11.0	16 14.6	10 24.4	
Tour 6	11	9 13.4	6 5.4	4 1.8	7 13.4	15 5.7	5 6.7	18 2.5	12 2.0	8 1.4	30 7.6	44 13.7	57 17.9	16 10.5	10 40.2	
Tour 7	11	9 12.1	6 5.7	4 3.8	15 23.2	7 0.6	5 9.0	18 0.0	12 2.3	8 8.0	30 0.4	44 27.8	57 9.5			



CHP.IDF. Minime


Minime

Finale (fi)

Analyse des tours

Pour information, sans valeur officielle

Tours	Secteur 1	Secteur 2	Secteur 3	Temps au tour	Tours	Secteur 1	Secteur 2	Secteur 3	Temps au tour	Tours	Secteur 1	Secteur 2	Secteur 3	Temps au tour
N°4 ROBILLOT Leni					N°11 ZHU Zack					N°57 MEUSNIER Victor				
1	33.567	32.392	33.365	1:39.324	1	30.029	29.989	31.578	1:31.596	1	34.732	35.929	36.827	1:47.488
2	31.098	31.695	32.997	1:35.790	2	29.992	31.239	32.104	1:33.335	2	38.096	34.664	36.431	1:49.191
3	31.012	32.215	33.728	1:36.955	3	30.602	30.681	32.020	1:33.303	3	34.148	34.056	36.149	1:44.353
4	30.736	31.063	32.664	1:34.463	4	30.010	30.705	31.828	1:32.543	4	33.562	33.998	35.366	1:42.926
5	31.037	31.049	33.077	1:35.163	5	29.854	31.045	32.597	1:33.496	5	34.353	34.581	36.102	1:45.036
6	30.825	31.712	33.189	1:35.726	6	30.830	30.240	31.589	1:32.659	6	38.370	33.939	36.255	1:48.564
7	31.131	31.348	33.056	1:35.535	7	31.830	30.425	32.197	1:34.452	7	34.520	34.978	35.832	1:45.330
N°5 GOMIS Eliot					N°12 ROYANT BONGRAND Liam									
1	34.931	33.969	34.584	1:43.484	1	35.205	35.360	34.432	1:44.997					
2	32.479	31.629	34.269	1:38.377	2	31.627	32.628	33.560	1:37.815					
3	32.858	32.454	34.915	1:40.227	3	32.306	32.583	34.220	1:39.109					
4	33.272	33.048	34.937	1:41.257	4	33.235	35.858	33.781	1:42.874					
5	32.800	31.862	35.127	1:39.789	5	39.505	32.312	33.878	1:45.695					
6	32.765	32.162	35.218	1:40.145	6	31.820	32.308	32.800	1:36.928					
7	33.124	33.714	35.637	1:42.475	7	34.121	32.324	33.792	1:40.237					
N°6 MÜLLER Tom					N°15 THIEBAULT Noam									
1	34.331	33.692	34.364	1:42.387	1	35.855	33.509	34.289	1:43.653					
2	30.610	31.061	32.270	1:33.941	2	31.875	32.841	33.551	1:38.267					
3	31.782	31.064	32.440	1:35.286	3	32.131	32.758	34.235	1:39.124					
4	30.167	31.479	32.246	1:33.892	4	32.134	33.052	33.256	1:38.442					
5	29.989	31.471	32.326	1:33.786	5	31.887	32.628	33.604	1:38.119					
6	30.133	32.191	32.602	1:34.926	6	31.932	32.583	33.458	1:37.973					
7	29.879	31.642	32.045	1:33.566	7	32.300	32.892	34.340	1:39.532					
N°7 SOER Carsten					N°16 THIEBAULT Leny									
1	32.418	31.996	32.989	1:37.403	1	41.732	35.046	35.058	1:51.836					
2	31.558	31.976	32.623	1:36.157	2	32.848	34.271	35.277	1:42.396					
3	38.375	32.318	33.052	1:43.745	3	32.580	43.766	34.604	1:50.950					
4	35.925	32.235	33.341	1:41.501	4	31.961	38.276	35.832	1:46.069					
5	31.790	31.703	32.461	1:35.954	5	32.519	42.503	47.779	2:02.801					
6	31.482	31.538	33.041	1:36.061	6	33.436	35.796	35.268	1:44.500					
7	31.716	32.436	41.821	1:45.973										
N°8 SEBAIHI Amir					N°18 PANTOLI Amine									
1	34.225	35.384	36.040	1:45.649	1	32.892	32.448	45.182	1:50.522					
2	32.884	33.495	35.724	1:42.103	2	31.733	33.189	34.619	1:39.541					
3	33.451	33.161	35.493	1:42.105	3	33.218	33.580	34.812	1:41.610					
4	32.590	32.607	34.481	1:39.678	4	31.696	32.354	34.417	1:38.467					
5	32.616	33.157	34.647	1:40.420	5	32.489	33.440	33.697	1:39.626					
6	32.162	33.122	33.808	1:39.092	6	30.857	31.672	33.369	1:35.898					
7	31.861	32.757	42.205	1:46.823	7	31.803	32.871	35.355	1:40.029					
N°9 BAZIRET Louis					N°30 BAILLY Ethan									
1	35.013	33.427	32.603	1:41.043	1	36.271	34.411	35.640	1:46.322					
2	30.284	31.362	32.786	1:34.432	2	32.472	34.539	34.493	1:41.504					
3	31.052	31.671	32.827	1:35.550	3	33.430	33.355	38.119	1:44.904					
4	30.009	31.178	32.251	1:33.438	4	32.708	33.141	34.407	1:40.256					
5	29.586	31.176	31.699	1:32.461	5	33.170	33.012	33.809	1:39.991					
6	29.689	31.333	31.840	1:32.862	6	32.477	36.100	33.605	1:42.182					
7	30.140	30.809	32.262	1:33.211	7	31.722	32.957	34.893	1:39.572					
N°10 TEIXEIRA Eloise					N°44 PETIT Mael									
1	33.499	36.878	40.199	1:50.576	1	35.172	34.604	43.759	1:53.535					
2	33.514	39.318	38.583	1:51.415	2	33.007	34.111	34.908	1:42.026					
3	37.107	37.275	36.882	1:51.264	3	34.657	34.497	35.130	1:44.284					
4	33.506	36.438	35.682	1:45.626	4	33.209	34.476	35.741	1:43.426					
5	42.025	40.563	37.111	1:59.699	5	33.605	35.247	34.655	1:43.507					
6	33.274	37.950	49.030	2:00.254	6	32.838	34.141	34.653	1:41.632					
					7	40.227	38.442	35.091	1:53.760					



Minime

CHP.IDF. Minime

Finale (fi)

Grille de départ

Sous réserve du contrôle technique ou d'incidents d'ordre sportif

		16	6 MÜLLER Tom
9 BAZIRET Louis		15	
		14	44 PETIT Mael
10 TEIXEIRA Eloise		13	
		12	30 BAILLY Ethan
57 MEUSNIER Victor		11	
		10	16 THIEBAULT Leny
12 ROYANT BONGRAND Liam		9	
		8	15 THIEBAULT Noam
18 PANTOLI Amine		7	
		6	8 SEBAIHI Amir
7 SOER Carsten		5	
		4	5 GOMIS Eliot
4 ROBILLOT Leni		3	
		2	17 GRISEL Antoine
11 ZHU Zack		1	

POLE POSITION

